

Recovery of Engine Waste Heat for Reutilization in Air Conditioning System in an Automobile: An Investigation

Dr. Abhilash Pathania¹, Dr. Abhilash Pathania² and Dalgobind Mahto³

¹ Shoolini University, Solan, Himachal Pradesh, India

Received: 9 December 2011 Accepted: 31 December 2011 Published: 15 January 2012

Abstract

With the rapid changing environment and atmospheric effect, the air conditioning of the moving vehicle has become a necessity. In the same time consumers are incapable to bear the increasing operating cost of the vehicles due to continuous raise in fuel prices, component costs and maintenance costs associated with vehicles. More recently, several new philosophies for manufacturing improvement have been developed and implemented in various sectors, be it manufacturing, service or other. Keep in mind in this paper, an exploration has been done to research the possibility of waste heat recovery and its subsequent utilization in air conditioning system of a vehicle without increasing the component cost, weight, number of component and bring improvement in vehicle by making luxurious.

Index terms— Waste Engine Heat, Air Conditioning System, VCRS, VARS.

1 INTRODUCTION

Industries are vying for various tools and techniques for competitive advantage over the competitors in an ever-changing global market by combining factors like quality, cost, flexibility, responsiveness, and innovation. In today's global market, there is constantly increasing pressure to make products more quickly, with more variety, at the lowest possible cost. In the end, those companies that meet and exceed customers' demands will succeed by remaining competitive. Then, the question is, how do companies become competitive and retain their competitiveness? This question may not be easy to answer because manufacturing systems are complex, and simple solutions to manufacturing problems may not exist. Therefore, companies must choose from available techniques to develop their own solutions in the existing products to attract the customers in their fold without adding extra cost.

With the rapid changing environment and atmospheric effect, the air conditioning of the moving vehicle has become a necessity. Air conditioning of a vehicle can be done by Vapour Compression Refrigeration System (hereinafter VCRS) and Vapour Absorption Refrigeration System (hereinafter VARS).

Presently, in the vehicles VCRS is in use in most of the cases. In lieu of VCRS, if, VARS is used in vehicles the refrigeration system could be operable in a vehicle without adding running cost for air conditioning.

There is a great impact on the running cost of a vehicle due to increasing cost of fuel. The A/C system adds nearly 35 % extra cost in fuel expenses. Alternately, it is a matter of investigation that waste recovery of an engine for application in A/C can reduce the fuel economy of vehicles to what maximum extent? It has been revealed that there is great potential to reduce A/C fuel consumption because A/C systems have traditionally been designed to maximize capacity, not efficiency. From the reviews of various literatures there is an indication that reducing the A/C load decreases A/C fuel consumption. In the same line, an automobile engine utilizes only about 35% of available energy and rests are lost to cooling and exhaust system. If one is adding conventional air conditioning system to automobile, it further utilizes about 5% of the total energy. Therefore automobile becomes costlier, uneconomical and less efficient. Additional of conventional air conditioner in car also decreases the life of engine and increases the fuel consumption. For very small cars compressor needs 3 to 4 bhp, a significant ratio

of the power output. Keeping these problems in mind, a car air conditioning system is proposed from recovery of engine waste heat using radiator water as source / generator for VARS.

2 a) Vapour Compression Refrigeration System

Heat flows naturally from a hot to a colder body. But, in refrigeration system there is opposite phenomena i.e. heat flows from a cold to a hotter body. This is achieved by using a substance called a refrigerant. The refrigerant absorbs heat and hence evaporates at a low pressure to form a gas. This gas is then compressed to a higher pressure, such that it transfers the heat it has gained to ambient air or water and turns back (condenses) into a liquid. Thus, heat is absorbed, or removed, from a low temperature source and transferred to a higher temperature source.

The refrigeration cycle can be broken down into the following stages (ref. During this process it changes its state from a liquid to a gas, and at the evaporator exit is slightly superheated. 2 -3, The superheated vapour enters the compressor where its pressure is raised. There will also be a big increase in temperature, because a proportion of the energy input into the compression process is transferred to the refrigerant. 3 -4, The high pressure superheated gas passes from the compressor into the condenser. The initial part of the cooling process (3 -3a) de super heats the gas before it is then turned back into liquid (3a -3b). The cooling for this process is usually achieved by using air or water. A further reduction in temperature happens in the pipe work and liquid receiver (3b -4); so that the refrigerant liquid is subcooled as it enters the expansion device. 4 -1 The high-pressure sub-cooled liquid passes through the expansion device, which both reduces its pressure and controls the flow into the evaporator.

3 Fig. 1 : Schematic diagram of a Basic Vapour Compression Refrigeration System

It can be observed that the condenser has to be capable of rejecting the combined heat inputs of the evaporator and the compressor; i.e. (1 -2) + (2 -3) has to be the same as (??3 -4). There is no heat loss or gain through the expansion device. The existing refrigeration system in a vehicle is shown diagrammatically in figure ?? Fig. ?? : Existing Refrigeration system in automobiles b) Absorption Cooling Systems; a brief Absorption is the process of attracting and holding moisture by substances called desiccants. Desiccants are sorbents, i.e., materials that have an ability to attract and hold other gases or liquids, which have a particular affinity for water. During absorption the desiccant undergoes a chemical change as it takes on moisture, as for example the table salt, which changes from a solid to a liquid as it absorbs moisture. The characteristic of the binding of desiccants to moisture makes the desiccants very useful in chemical separation processes.

Ammonia-water combination possesses most of the desirable qualities which are listed below:

? 1m³ of water absorbs 800m³ of ammonia (NH₃).

? Latent heat of ammonia at -15°C = 1314 kJ/kg.

? Critical temperature of NH₃ = 132.6°C.

? Boiling point at atmospheric pressure = -33.3°C

The NH₃ -H₂O system requires generator temperatures in the range of 125°C to 170°C with aircooled absorber and condenser and 80°C to 120°C when water-cooling is used. These temperatures cannot be obtained with flat-plate collectors. The coefficient of performance (COP), which is defined as the ratio of the cooling effect to the heat input, is between 0.6 to 0.7. Ammonia is highly soluble in water and this ensures low solution circulation rates. Both constituents are obtainable at minimal cost. The choice of Ammonia-water combination is not made without considering certain disadvantages: ammonia attacks copper and its alloys when it has been hydrated. Therefore, all components are made from mild steel or stainless steel.

4 c) Engine Cooling System

The cooling system on liquid-cooled cars circulates a fluid through pipes and passageways in the engine. Temperatures in the combustion chamber of the engine can reach 4,500 F (2,500 C), so cooling the area around the cylinders is critical. As this liquid passes through the hot engine it absorbs heat, cooling the engine. After the fluid leaves the engine, it passes through a heat exchanger, or radiator, which transfers the heat from the fluid to the air blowing through the exchanger. The engine in your car runs best at a fairly high temperature. When the engine is cold, components wear out faster, and the engine is less efficient and emits more pollution. So another important job of the cooling system is to allow the engine to heat up as quickly as possible, and then to keep the engine at a constant temperature. To handle this heat load, it may be necessary for the cooling system in some engines to circulate 4,000 to 10,000 gallons of coolant per hour. The water passages, the size of the pump and radiator, and other details are designed as to maintain the working parts of the engine at the most efficient temperature within the limitation imposed by the coolant. The fluid that most cars use is a mixture of water and ethylene glycol (C₂H₆O₂), also known as antifreeze. By adding ethylene glycol to water, the boiling and freezing points are improved significantly. The finding of the condition of coolant and temperature is shown the table 1. Normally water boils at 212°F. However, for every pound of pressure increase, the boiling point increases by 3°F. The temperature of the coolant can sometimes reach 250 to 275°F (121 to 135°C). Even

with ethylene glycol added, these temperatures would boil the coolant, so something additional must be done to raise its boiling point. Typical radiator cap pressure is 12 to 16 psi. This raises the boiling point of the engine coolant to about 250°F to 260°F. Many surfaces inside the water jackets can be above 212°F.

5 d) Comparison between Vapour Compression and Absorption system

A comparative study has been conducted between Vapour Compression and Absorption system. The salient findings are enumerated below in table 2. Moving parts are only in the pump, which is a small element of the system. Hence operation is smooth.

Moving parts are in the compressor. Therefore, more wear, tear and noise.

3

The system can work on lower evaporator pressures also without affecting the COP.

The COP decreases considerably with decrease in evaporator pressure. No effect of reducing the load on performance. Performance is adversely affected at partial loads.

Liquid traces of refrigerant present in piping at the exit of evaporator. Liquid traces in suction line may damage the compressor.

Automatic operation for controlling the capacity is easy.

It is difficult.

II.

6 OBJECTIVES OF THE STUDY

The objectives of the study on the subject "Recovery of engine waste heat for reutilization in air conditioning system in an automobile: An investigation" are as follows:

1. Identify the form of "muda" (waste) in traditional VCRS.

7 Compare the key characteristics of traditional VCRS

and proposed VARS.

3. Differentiate between existing refrigeration cost and proposed target cost.
4. Identify data and tools useful for planning and assessing strategies for leadership in refrigeration quality in vehicle by use of SWOT analysis.

III.

8 SCOPE OF THE WORK

Our scope of work is confined and limited to the study of VARS in lieu of VCRS through recovery of engine waste heat using radiator water as source / generator for VARS. The arrangement of various components of air conditioning system is also a challenge because of the fix size of cars. However, the designing aspects will be given due consideration after initial experimentation. In the proposed model condenser and evaporator will be arranged same as the conventional unit.

9 IV.

10 REVIEW OF LITERATURES

There are various works available on the Adsorption cooling with exhaust gas heat of engine. But, no significant work has been carried out by recovering and utilizing Engine heat in refrigeration system of a vehicle.

According to Palm [1], Corberan et al. [2], Domanski and Yashar, [3], most HFC refrigerants have a relatively high global warming potential (GWP) which is also being regulated by the Kyoto Protocol. They have cited that recent passage of legislation in the European Community requires the use of refrigerants with GWPs of less than 150 in all new-type vehicles starting in 2011 and in all new vehicles by 2017.

Recently, Sami et al. [4] presented an improved dynamic model to study the single absorber and/or double absorber systems with heat recovery. The systems they studied employed an air cooled evaporator and an air cooled condenser. Hot oil, superheated steam or exhaust gas could be used as heating fluids for the absorbers. In these respects, they are similar to the automobile waste heat cooling system we propose. And it gave an insight into the thermodynamics for some of the system components. However, in their analysis, the cycle time was quite long and an equilibrium adsorption state was assumed.

Colbourne [5] summarized a study analyzing over 50 published technical documents comparing the performance of fluorinated refrigerants and HCs. A significantly higher number of tests showed an increase in performance when using HCs as compared to using fluorinated refrigerants (Colbourne and Suen, 1996). Similarly, Colbourne and Ritter [7] investigated the compatibility of non-metallic materials with HC refrigerant and lubricant mixtures. They performed experiments in compliance with European standards for the testing of elastomeric materials and ASHRAE material compatibility test standards.

MacLaine-Cross and Leonardi [8] compared the refrigerant performance of HCs based on refrigerant properties and concluded that the COP improvements, commonly reported in literature, were consistent with better

thermodynamic properties of HCs. R600a properties and their influences on system performance were discussed. Joudi et al. [9] studied the performance of MAC systems with alternative refrigerants. A computer model was developed to determine the most suitable alternative refrigerant to R12. The influence of evaporating temperature, condensing temperature and compressor speed in an ideal cycle was considered.

Ghodbane [10] investigated the use of R152a and HCs in MACs. Based on thermo physical data. He has proposed a quantitative analysis of MACs with flammable refrigerants. Razmovski [11] and Rajasekariah [12] experimentally evaluated possible ignition sources in a car by connecting a welding torch to a HC refrigerant cylinder.

The basic adsorption cycle [13][14][15] has a theoretical coefficient of performance of about 0.5. Meunier [16] showed that the performance of an ideal regenerative cycle with an infinite number of cascades can be as high as 1.85, about 68% of the ideal Carnot COP. These researches are very significant in improving the market competitiveness of commercial adsorption cooling/heating machines.

Zhu et al. [17] measured the cooling capacity of a cooling element of a fishing boat diesel engine waste heat chiller and the temperature variation of the adsorbent bed. Their study was purely experimental and no numerical analysis was presented. Suzuki [18] theoretically studied the effects of UA (overall heat transfer coefficient) on SCP of a passenger car waste heat adsorption air conditioning system; however, no details were outlined with respect to the effects of other parameters which play equal important roles in adsorption refrigeration. However, in the case of automobile waste heat cooling, mechanical simplicity and high reliability will prevail on efficiency. And the waste heat recovery cannot affect the mechanical energy output from the engine. So a two-bed basic zeolite-water adsorption cycle is considered in this study. The feasibility of adsorption cooling for automobile/engine waste heat recovery was studied before [17,18]. However, information on its dynamic performance, which is necessary for the design and optimization of the system, is insufficient.

The SL refrigeration systems are frequently used in industrial refrigeration and commercial comfort cooling and are also known as "Liquid-Chilling Systems" (ASHRAE) [19]. As with all the reviewed refrigerants, the environmental properties are far superior to that of R134a. R600a is in the safety classification A3 by the ASHRAE Standard 34 [20], meaning that it is highly flammable and has a lower flammability limit (LFL) of 1.7 vol. %, which makes it the easiest to ignite among the reviewed refrigerants. The minimum ignition energy (MIE) needed is 0.25 mJ. The acute toxicity exposure limit (ATEL), a measure of the toxicity of a refrigerant, is 25,000 ppm and therewith the lowest of the reviewed refrigerants. The acute toxicity exposure limit (ATEL) is a value used by ASHRAE Standard 34[20] and ISO 817 [21] to establish the maximum refrigerant concentration limit for a refrigerant in air.

Granryd [22] and Corberan et al. [2] summarized the environmental safety considerations and standards applied for the safe use of flammable refrigerants. Both ASHRAE Standard 34 [20] and European standard prEN378 [23] classify refrigerants in three classes 1-3, where Class 1 is used for nonflammable fluids and Class 3 for highly flammable fluids. The group of Class 3 refrigerants, which includes the HCs, is limited in use for industrial applications in the USA and France. Several standards allow the use of HCs without restrictions, if the charge amount is less than 0.15 kg in hermetically sealed and safely designed systems. As a result, the use of HCs in household refrigerators, freezers and small heat pumps has increased in European countries. Furthermore, Granryd [22] compared the performance of HCs, such as R600a and R290 and their mixtures to the well Colbourne [5] summarized a study analyzing over 50 published technical documents comparing the performance of fluorinated refrigerants and HCs. A significantly higher number of tests showed an increase in performance when using HCs as compared to using fluorinated refrigerants (Colbourne and Suen) [26].

The average improvements from using HCs were 6.0% for domestic refrigeration applications, 15.0% for commercial refrigeration applications, 8.8% for air conditioning and 9.6% for heat pumping Colbourne and Ritter [7] investigated the compatibility of non-metallic materials with HC refrigerant and lubricant mixtures. Experiments were performed in compliance with European standards for the testing of elastomeric materials and ASHRAE material compatibility test standards. Test results were presented for swell rates, hardness rating, mass changes and the change of tensile strength. In a study about HC refrigerant leakages in car passenger compartments, Maclaine-Cross [8] referred to the report made by European company (Arthur D. Little Ltd), who noted that serious injury to occupants through use of flammable refrigerant would only be possible if the car crashed, due to overpressure in the compartment after a fatigue damage of the liquid line.

Ritter and Colbourne further [7] published a review on HC risk assessment from 1991 to 1998. The use of background risks as a basis for comparison of the risk of fire with HC was presented. A report from Dieckmann et al [24] for the U.S. Department of Energy was reviewed, which assessed the risk of using flammable refrigerants in MACs. Field data from car crashes and car fires was used as basis for the analysis. A similar risk assessment, performed by Elbers and Verwoerd [25], considered an R290 heat pump system used for residential heating. To provide a context for Jetter et al. [26] used a fault tree analysis to estimate the number of refrigerant exposures of automotive service technicians and vehicle occupants in the USA. A quantitative risk assessment model was developed by Colbourne and Suen [27] to examine the influence of design, installation of equipment and external conditions on the frequency of ignition and the associated consequences for indoor refrigeration and air-conditioning units using HC refrigerants. Safety testing of domestic refrigerators was conducted by Gigiel [28] based on the current international standard EN/ IEC 60335-2-24 (2001).

The single-phase secondary refrigerant can be divided into two categories, aqueous and non-aqueous solution (Ure, [29] Ubaldo [30]).

Melinder [31] these safety estimates, Ritter and Colbourne [7] presented estimations of so-called background Risks

? food grade for food refrigeration Numerous authors presented experimental and simulation results on fundamental research of ice slurries in terms of ice particle shape and growth behaviour (Kauffeld et al., [33]; Okawa et al., [34]; Sari et al., [35]), physical properties (Hansen et al., [36]; Inaba, [37]; Meewisse and Ferreira, [38] and fluid dynamics (Ayel et al., [39]; Jensen et al., [40]; Kitanovski and Poredos, [41]). Kauffeld et al. [42] published a handbook of ice slurries in 2005 as well. The main disadvantage of CO₂ appeared to be the relatively low critical temperature and the availability of components (Hinde et al.) [43]. A few applications, which utilize CO₂ as a volatile secondary refrigerant, have been implemented in low-temperature application Melinder, [44]; Pachai, [45]; Pearson, [46]).

Palm [1] reported that HC producers listed the compressor manufactures whose compressors are compatible for HCs. Janssen and Beks [40] evaluated hermetic compressor performances when changing from R12 to a HC mixture of R600a and R290. Corberan et al. [5] investigated the performance of a positive displacement hermetic refrigerant piston compressor working with R290 as refrigerant. Cooling capacity of R22 compressor that was switched to R290 was lowered to an amount ranging from 13 to 19%. On the other hand, the COP of the system increased from 2 to 6%. Devotta and Sawant [47] carried out the life cycle test of the hermetic compressor with R12, R134a, R410A and various HCs. They found that the HC mixture was more compatible with the hermetic compressor materials than R12 and R134a, even under the retrofit conditions. Pellec et al. [48] tested two types of heat exchangers working with ammonia and silicone heat transfer fluid as the secondary refrigerant [49] [50] [51] [52]. Setaro et al. [53] tested and compared the heat transfer and pressure drop through a brazed plate heat exchanger and a tube-and-fin coil for two different refrigerants, R22 and R290 in an air-to-water heat pump system.

Hrnjak and Hoehne [54] reported that the air-to-R290 mini channel heat exchanger developed for a 2 kW cooling capacity refrigeration system needed less than 0.13 kg of R290 due to its smaller internal volume than that of traditional fin-and-tube heat exchanger. Hrnjak and Litch [55] also presented the experimental results of mini channel heat exchanger utilized as an aircooled condenser in a prototype ammonia chiller.

Fernando et al. [56] studied liquid-to-refrigerant heat exchangers using flat multiport with 1.4mm hydraulic diameter tubes and showed a lower charge compared to plate heat exchangers. Fernando et al. [57][58][59] also carried out comprehensive tests on performance of mini channel aluminium tube heat exchangers working as evaporator and condenser.

Walker [60] shows the typical layout of the SL system in a supermarket refrigeration application. The primary loop is composed of the parallel compressors? air-cooled condenser ? expansion device ? evaporator ? secondary refrigerant pump ? Secondary refrigerant coil.

Kruse [61] compared the energy consumption of DX system and an indirect refrigeration system with a secondary fluid loop. Kauffeld [62] reviewed the trends and perspectives in supermarket refrigeration and compared an indirect, distributed cascade and two-stage refrigeration systems theoretically.

Delventura et al. [63] took an evaluation of the SL supermarket refrigeration system and compared it with the traditional DX refrigeration system. Kazachki and Hinde [64] compared the SL system with the traditional centralized DX system for the supermarket. Evenmo [65] cited a supermarket in the United Kingdom using R407C as the primary refrigerant and a commercial fluid as the secondary fluid, since first used in February 1997. Horton et al. [66] tested a drop-in SL refrigeration system for medium temperature supermarket applications. Arias and Lundqvist [67] reported field test results of advanced systems in three Faramarzi and Walker [70] installed and tested the performance of the SL refrigeration system in U.S. supermarkets. Nyvad and Lund [71,72] reported that a supermarket in Denmark replaced its existing (H) CFC plant with a new indirect SL system. Roflsman [73] also reported that a supermarket in Sweden had been converted to a SL system. NH₃ was used as the primary refrigerant and CO₂ was used as the secondary refrigerant for freezing. Thomas [74] cited the supermarket in the United Kingdom that installed a SL refrigeration system. In this system, NH₃ was used as the primary refrigerant and propylene glycol as the secondary refrigerant.

Rivers [75] reported for a SL refrigeration system designed for a supermarket in Greenwich, England. The HC was chosen as the primary refrigerant. Baxter [76] reported a case study for a small Danish supermarket where the old refrigeration plant has been replaced with a cascade plant. Pearson [77] submitted patents on the use of CO₂ as a volatile secondary refrigerant, including a novel hot gas defrost system. Pearson [46] used CO₂ as a volatile secondary refrigerant in supermarket systems for the Swedish market. Christensen [78] investigated the SL system using CO₂ as primary and secondary refrigerant in supermarket applications. Tests and measurements have been carried out and compared with the original cabinet.

Pachai [45] reported a SL system installed in Helsingborg, Sweden. The primary refrigerant was HC, a mixture of R290/ R170, and the low-and intermediate-temperature side secondary refrigerants were CO₂ and propylene glycol, respectively. Nilsson et al. [79] reported an ice rink refrigeration system with CO₂ as the secondary fluid. Hinde et al. [43] reported that at least nine low-temperature CO₂ systems were operational in the U.S. and Canada in early 2008. Kaga et al. [80] developed a compact variable capacity refrigerating system with

an inverter compressor using R600a as the primary refrigerant and CO₂ as the secondary refrigerant, which is circulated by "thermosiphon" effect.

Wang and Goldstein [81] installed the district heating and cooling system with ice slurry generation system in Osaka, Japan. The total energy consumption was reduced by 19%. Wang et al. [82] installed a SL ice slurry system using ethylene glycol/water binary solution in the Ritz Carlton Plaza in Japan. Christensen and Kauffeld [83] described the application of ice slurry as the secondary refrigerant in a SL with ice slurry accumulation tank.

Meewisse and Ferreira [38] compared two freezing point depressants, sodium chloride and ethanol. Soe et al. [84] studied two milk-cooling systems utilizing R290 as the primary refrigerant that were installed in Denmark. Ballot-Miguet et al. [85] tested and compared the energy efficiency of the R22 DX system, single-phase secondary refrigerant system, SL system using ice slurry and two-phase CO₂ as the secondary refrigerant. Fukusako et al. [86] reviewed studies related to the cold thermal storage systems and components using ice slurry and recent research activities on ice slurry in Japan. Saito [87] reviewed the recent research supermarkets (floor area ranging from 720 to 2700 m²). Minea [68,69] reported a supermarket refrigeration system with SLs installed near Montreal, Canada, on cold thermal energy storage including the SL ice slurry system.

Choi et al. [88] evaluated the performance of R22, R290, R290/600a (70/30%), and R32/152a (50/50%) used in a water-to-water residential heat pump for space cooling and heating. Chang et al. [89] reported the performance and heat transfer characteristics of a heat pump system filled with HC refrigerant (R290, R600a, R1270 and binary mixture of R290/R600a and R290/R600). The secondary fluid was ethyl alcohol. Pelletier and Palm [90] tested a domestic heat pump using R290 as compared to the R22 baseline system. For R290, the heating capacity was 7-10% lower, while the heating COP was 4-5% higher than R22. Payne et al. [91] investigated and compared the performance of R22, R290 and zeotropic mixtures of R32/R290 and R32/152a. The SL fluid was 70/30% mixture of water and ethylene glycol. Stene [92] investigated the performance of a residential brine-to-water CO₂ heat pump for combined low-temperature space heating and hot water heating. Yanagisawa et al. [93] investigated a SL refrigeration system, using a vapour compression NH₃ cycle as the primary loop and a CO₂ thermo siphon loop almost all of currently manufactured air-conditioning systems for automobile and light duty truck vehicle use R134a as the refrigerant.

Natural refrigerants, such as HCs, present a potential alternative option to R134a due to their good thermodynamic and transport properties, heat transfer characteristics, material compatibility, low cost, low toxicity and low GWP (Domanski and Yashar, [3]; Fernando et al., [56]; Mani and Selladurai, [94]; Palm, [1]). Ghodbane [10] investigated the potential of R152a and HC refrigerants as alternative refrigerants to R134a, and a comparative assessment of a SL when applied to MACs. Dentis et al. [95] compared the SL system with R152a and HC refrigerants and the R134a system in a test bench, and demonstrated that the performance of SL system was similar to, and in some cases exceeded the performance of the R134a system. Ghodbane [96] also compared the performance of SL system to conventional R134a system used in a small size passenger car under the same test conditions.

According to Srihirin et al. [97] the absorption refrigeration system went through ups and downs, being the antecessor of the vapor compression refrigeration system in the 19th century. Systems operating on lithium bromide-water were commercialized in the 1940's and 1950's as water chillers for large buildings air conditioning ??Costa[14];

Perez-Blanco [98]). Substitution of petroleum-based combustion fuels in the 1970's affected the application of absorption refrigeration, but, at the same time, new opportunities arose, such as usage of solar energy to operate this system ??Costa [14]; Zhai et al. [99,100]). Increasing energy costs and other factors has contributed to frequent use of low temperature energy waste from chemical and commercial (supermarket) industries to operate absorption refrigeration systems ??Horuz and Callander [101]; Varani [102]; Maidment et al. [103]).

Among the most applied working fluids are the pair ammonia refrigerant-water absorbent (NH₃-H₂O) and water refrigerant-lithium bromide absorbent (H₂O-LiBr). A limitation of the pair water-lithium bromide is the difficulty to operate at temperatures lower than 0°C. Besides, lithium bromide crystallizes at moderate concentration, and, at high concentration, the solution is corrosive to some metals and is of high cost ??Horuz [104]; Srihirin et al. [97]). The system water-lithium bromide operates below atmospheric pressure, resulting in system air infiltration, which requires periodical purge.

On the other hand, operation above atmospheric pressure is a considerable advantage. Though ammonia-water systems were previously applied to refrigeration and ice production, recent applications are predominantly on air conditioning, for which the pair water-lithium bromide can also be employed (Chua et al. [105]; Costa [14]; Lazarrin et al. [106]). Wu and Schulden [107] presented a modified Carnot cycle for a heat engine using high-temperature waste heat. The authors adopted the power per heat exchanger surface unit area for performance analysis of the heat engine. The relation between the maximum obtainable specific power and the temperature range in which the high-temperature waste heat engine operates was found. Koehler et al. [108] designed, built and tested a prototype of an absorption refrigeration system for truck refrigeration using heat from the exhaust gas. The refrigeration cycle was simulated by a computer model and validated by test data.

Zhao et al. [109] studied two combined absorption/compression refrigeration cycles using ammonia and water as the working fluid. The combined cycle with one solution circuit was a conventional absorption chiller with a mechanical compressor, using both the work and heat output from an engine. The combined cycle with two solution circuits was a generalized version of the previous cycle, which condenser and evaporator were replaced

by a second absorber and a second generator. The primary energy ratio, defined as the ratio of the design cooling capacity and the total energy input to the engine, increased considerably for the combined cycles compared to a conventional engine driven compression cycle working with pure ammonia. The authors concluded that the combined cycle with two solution circuits was the best option.

Jiangzhou et al. [110] presented an adsorption air conditioning system used in internal combustion engine locomotive driver cabin. The system consists of an absorber and a cold storage evaporator driven by the engine exhaust gas waste heat, and employs zeolite/water as working pair. The mean refrigeration power obtained from the prototype system was 5 kW, and the chilled air temperature was 18°C. The authors described the system as simple in structure, reliable in operation, and convenient to control, meeting the demands for air conditioning of the locomotive driver cabin.

Qin et al. [111] developed an exhaust gas driven automotive air conditioning working on a new hydride pair. The results showed that cooling power and system coefficient of performance increase while the minimum refrigeration temperature decreases with growth of the heat source temperature. System heat transfer properties still needed to be improved for better performance.

V.

11 PROPOSED METHODOLOGY

The proposed model is based on three fluid vapour absorption systems. It will contain basic components needed for vapour absorption system as shown in Fig. 3.

? The three fluid used in this system will be ammonia, water and hydrogen.

o The use of water is to absorb ammonia readily.

o The use of hydrogen gas is to increase the rate of evaporation of the liquid ammonia passing through the system.

? Even though ammonia is toxic, but due to absence of moving part, there will be little chance for the leakage.

? The hot radiator water will be used to heat the ammonia solution in the generator. To remove water from ammonia vapor, a rectifier will be used before condenser. The ammonia vapor is condensed and flows under gravity to the evaporator, where, it meets the hydrogen gas. The hydrogen of gas, which is being feed to the evaporator, permits the liquid ammonia to evaporate at low pressure and temperature.

? During the process of evaporation, the ammonia will absorb the latent heat from refrigerated space and produces cooling effect. The mixture of ammonia vapor and hydrogen will be passed to the absorber where ammonia will be absorbed while hydrogen raises the top and flows back to the evaporator.

12 Global

13 CONCLUSION

The study of waste heat cooling system analyzed in this article will be experimentally investigated and the data will be captured for further analysis. This will be supported by a suitable mathematical model and a simulation tool. The study reveals that it comprises four heat exchanges, namely, an air finned forced convection condenser, an air finned forced convection evaporator, and a pair of shell and tube type absorbers, plus four one-way refrigerant valves, an expansion valve, and an exchange valve. For a refrigerant system the following things are needed. At present, for an automobile waste heat absorption cooling system, the demand for CWHC can be easily met, but for SCP, further research is needed, which will be studied in part II of this project.

¹

²

³

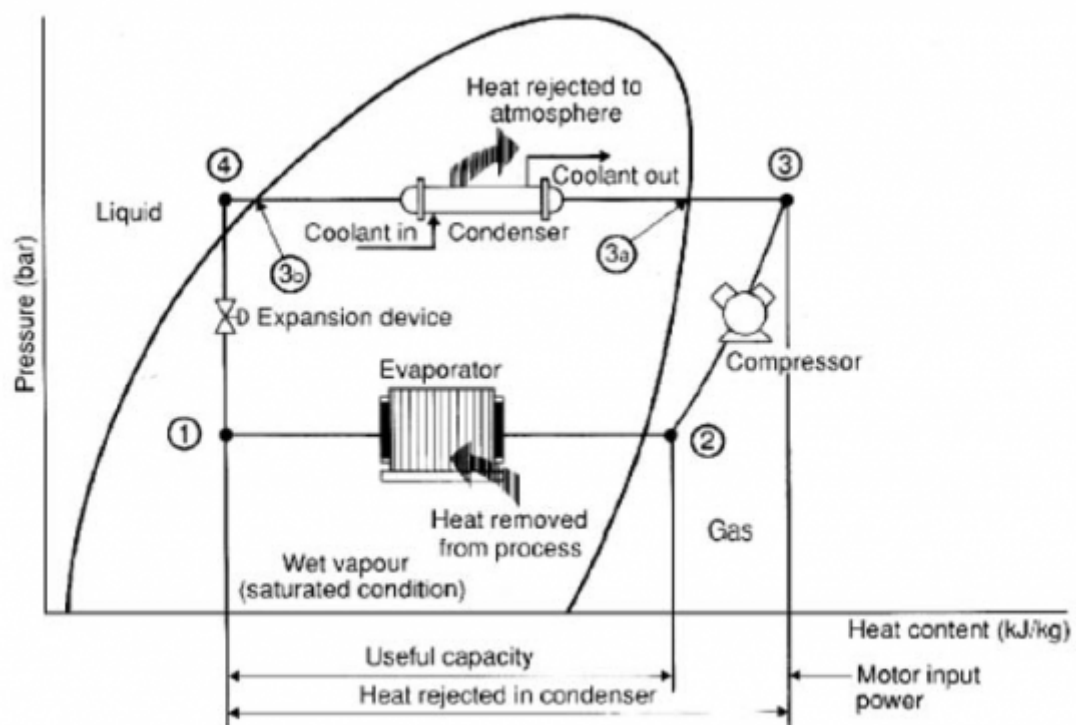
¹January

²© 2012 Global Journals Inc. (US)

³January 2012© 2012 Global Journals Inc. (US)



Figure 1:



3

Figure 2: Fig. 3 :

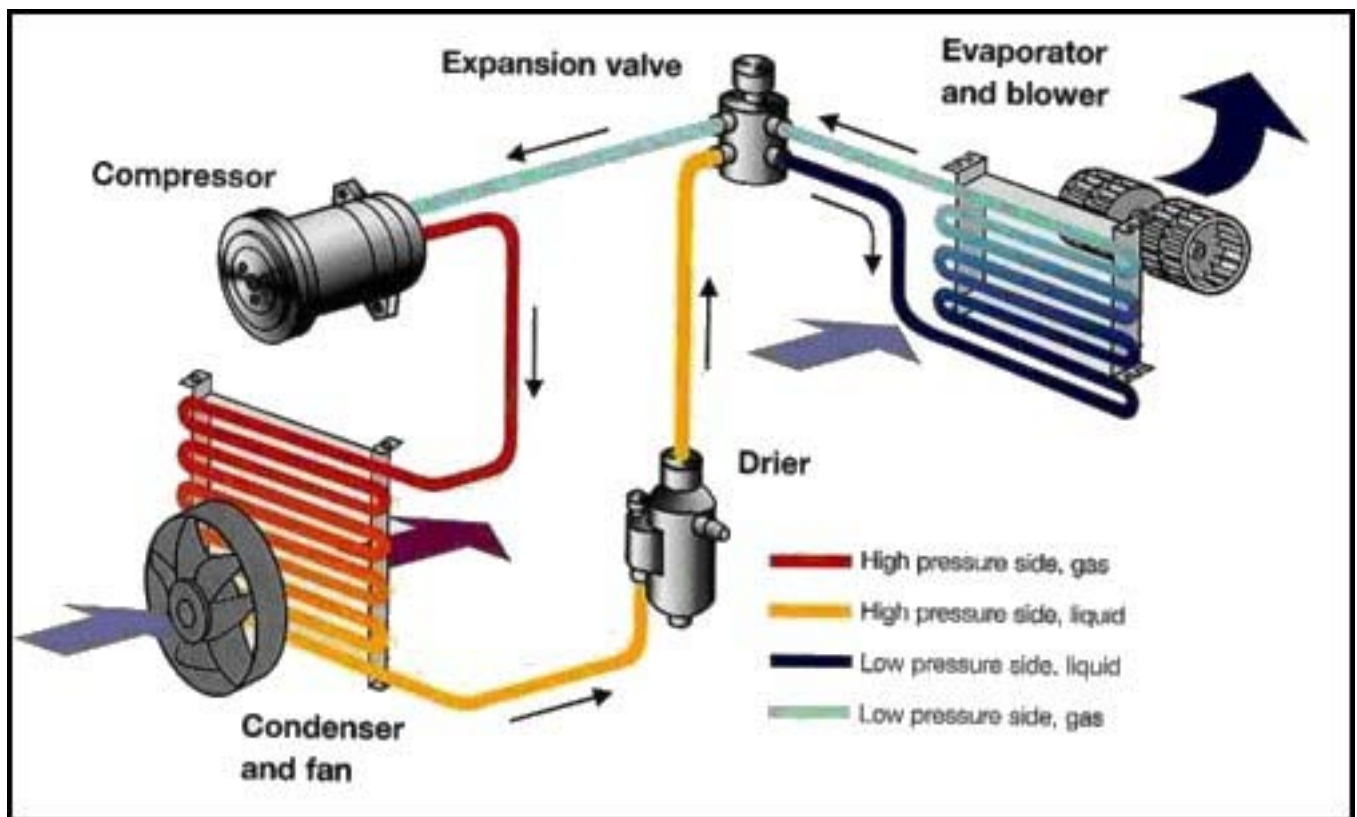


Figure 3: ?

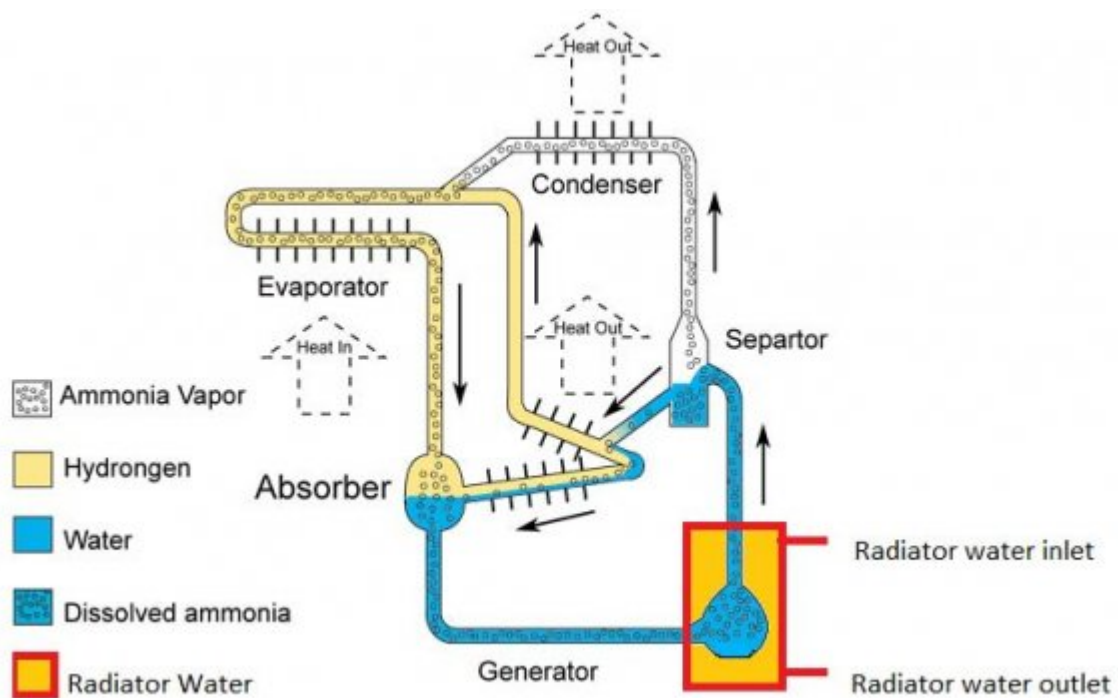


Figure 4:

1

Freezing Point	0 C / 32 F	-37 C / -35 F	-55 C / -67 F
Boiling Point	100 C / 212 F	106 C / 223 F	113 C / 235 F

Figure 5: Table 1 : Condition of coolant and temperature Condition of Coolant Pure Water 50/50, C 2 H 6 O 2 / Water 70/30, C 2 H 6 O 2 / Water

2

S.No.Absorption System	Compression System
1 Uses low grade energy like heat. Therefore, may be worked on exhaust systems from I.C engines, etc.	Using high-grade energy like mechanical work.

Figure 6: Table 2 :

aqueous secondary fluids and non-aqueous secondary fluids for indirect systems. Compared to all the water solutions, diethylbenzene hydrofluoroether, polydimethylsiloxan require a much larger volume flow rate under the same refrigeration capacity and temperature change. Ure [29, 32] ascertained several requirements that any secondary refrigerants must satisfy:

- ? low viscosity
- ? high specific heat
- ? good thermal conductivity
- ? good chemical corrosion inhibiting
- ? chemically stable, no separation or degrading
- ? non-toxic
- ? non-flammable

reported the performance of thenon-aqueous fluids suchas mixtureshydrocarbon mixtures,

Figure 7:

[Note: (A)]

Figure 8:

384 [Horuz ()] 'A comparison between ammonia-water and water-lithium bromide solutions in vapour absorption
385 refrigeration systems'. I Horuz . *Int. Common Heat Mass Transfer* 1998. 25 (5) p. .

386 [Fernando et al. ()] 'A minichannel aluminium tube heat exchanger -part II: evaporator performance with
387 propane'. P Fernando , B Palm , T Ameel , P Lundqvist , E Granryd . *Int. J. Refrigeration* 2008b. 31
388 p. .

389 [Fernando et al. ()] 'A minichannel aluminum tube heat exchanger -part I: evaluation of single-phase heat
390 transfer coefficients by the Wilson plot method'. P Fernando , B Palm , T Ameel , P Lundqvist , E Granryd
391 . *Int. J. Refrigeration* 2008a. 31 p. .

392 [Fernando et al. ()] 'A minichannel aluminum tube heat exchanger -part III: condenser performance with
393 propane'. P Fernando , B Palm , T Ameel , P Lundqvist , E Granryd . *Int. J. Refrigeration* 2008c. 31
394 p. .

395 [Evenmo ()] 'A new secondary fluid'. K Evenmo . *Proceedings of the IIR-Gustav Lorentzen Conference on Natural*
396 *Working Fluids*, (the IIR-Gustav Lorentzen Conference on Natural Working FluidsOslo, Norway) 1998. p. .

397 [Wang and Goldstein ()] 'A novel ice slurry generation system and its application'. M J Wang , V Goldstein
398 . *Proceedings of the IIR Conference on Applications for Natural Refrigerants*, (the IIR Conference on
399 Applications for Natural RefrigerantsAarhus, Denmark) 1996. p. .

400 [Srikhirin et al. ()] 'A review of absorption refrigeration technologies'. P Srikhirin , S Aphornratana , S
401 Chungpaibulpatana . *Renew Sustain Energy Rev* 2001. 5 (4) p. .

402 [Payne et al. (1998)] 'A study of a water to-water heat pump using flammable refrigerants'. W V Payne , P A
403 Domanski , J Muller . *Proceedings of the IIR-Gustav Lorentzen Conference on in Natural Working Fluids*,
404 (the IIR-Gustav Lorentzen Conference on in Natural Working FluidsOslo, Norway) 1998. 2-5 June. p. .

405 [Koehler et al. ()] 'Absorption refrigeration system for mobile applications utilizing exhaust gases'. J Koehler ,
406 W J Tegethoff , D Westphalen , M Sonnekalb . *Heat Mass Transfer* 1997. 32 p. .

407 [Meunier ()] 'Adsorptive cooling: a clean technology'. F Meunier . *Clean Prod Process* 2001. 3 p. .

408 [Lazarrin et al. ()] 'Ammonia-water absorption machines for refrigeration: theoretical and real performances'. R
409 M Lazarrin , A Gasparella , G A Longo . *Int J Refrig* 1996. 19 (4) p. .

410 [Sami and Tribes ()] 'An improved model for predicting the dynamic behavior of adsorption systems'. S M Sami
411 , C Tribes . *Appt. Thermal Engng* 1996. 16 p. .

412 [Ghodbane (1999)] 'An investigation of R152a and hydrocarbon refrigerants in mobile air conditioning'. M
413 Ghodbane . *International Congress and Exposition, SAE Paper*, (Warrendale, PA) 1999. 1999-01-0874.

414 [ANSI/ASHRAE Standard 34, Designation and Safety Classifications of Refrigerants. American Society of Heating, Refrigerating,
415 *ANSI/ASHRAE Standard 34, Designation and Safety Classifications of Refrigerants. American Society of*
416 *Heating, Refrigerating, and Air-Conditioning Engineers*, (Atlanta, GA. 20. ASHRAE; Atlanta, GA) 2008.
417 2004. (ASHRAE Handbook, HVAC Systems and Equipment. American Society of Heating, Refrigerating,
418 and Air-Conditioning Engineers)

419 [Suzuki ()] 'Apphcation of adsorption cooling systems to automobiles'. M Suzuki . *Heat Recovery Systems &*
420 *CHP* 1993. 13 p. .

421 [Colbourne and Suen ()] 'Appraising the flammability hazards of hydrocarbon refrigerants using quantitative risk
422 assessment model, part II, model evaluation and analysis'. D Colbourne , K O Suen . *Int. J. Refrigeration*
423 2004. 27 p. .

424 [Baxter ()] V D Baxter . *Advances in Supermarket Refrigeration Systems. ORNL. IEA Annex 26 Summary. BSI*,
425 2006. 2008.

426 [Ure (2000)] 'Benefits that flow from secondary systems'. Z Ure . *RAC J* 2000. July. p. .

427 [Ubaldo ()] 'Caratteristiche dei fluidi secondari per basse temperature'. S Ubaldo . *RAC J* 1998. 2000. July. p. .
428 (Z.)

429 [Pearson ()] 'Carbon dioxide -new uses for an old refrigerant'. A Pearson . *Int. J. Refrigeration* 2005. 28 p. .

430 [Hrnjak and Hoehne ()] *Charge minimization in systems and components using hydrocarbons as a refrigerant*, P
431 S Hrnjak , M R Hoehne . ACRC TR-224. 2004.

432 [Rolfman ()] 'CO2 and NH3 in the supermarket ica-fous'. L Rolfman . *Proceedings of the IIR Conference on*
433 *Applications for Natural Refrigerants*, (the IIR Conference on Applications for Natural RefrigerantsAarhus,
434 Denmark) 1996. 2009. p. . (R744.com)

435 [Hinde et al. ()] 'CO2 experiences in North American supermarkets'. D Hinde , S Zha , L Lan . *Proceedings of*
436 *the Eighth IIRGustav Lorentzen Conference on Natural Working Fluids*, (the Eighth IIRGustav Lorentzen
437 Conference on Natural Working FluidsCopenhagen, Denmark) 2008. p. .

438 [Colbourne ()] D Colbourne . *An overview of hydrocarbons Conference on Natural Working Fluids*, (Purdue,
439 USA) 2000.

- [Maidment et al. ()] ‘Combined cooling and heating using a gas engine in a supermarket’. G G Maidment , X Zhao , S B Riffat . *Appl Energy* 2001. 68 p. .
- [Domanski and Yashar (2006)] ‘Comparable performance evaluation of HC and HFC refrigerants in an optimized system’. P A Domanski , D Yashar . *Proceedings of the Seventh IIR-Gustav Lorentzen Conference on Natural Working Fluids at Trondheim*, (the Seventh IIR-Gustav Lorentzen Conference on Natural Working Fluids at TrondheimNorway) 2006. May 29-31.
- [MacLaine-Cross and Leonardi ()] ‘Comparative performance of hydrocarbon refrigerants’. I L MacLaine-Cross , E Leonardi . *I.I.F. -I.I.R. -Commissions E2* 1996.
- [Dow ; Dowtherm et al. ()] ‘Comparative study of evaporation and condensation of propane and R22 in a brazed plate heat exchanger and a tube and fins coil’. G Dow ; Dowtherm , T Setaro , G Boccardi , J M Corberan , J Urchueguia , J Gonzalvez . <http://www.dow.com/PublishedLiterature53> *Proceedings of the Fourth IIR Gustav Lorentzen Conference on Natural Working Fluids*, (the Fourth IIR Gustav Lorentzen Conference of Natural Working FluidsPurdue, USA) 2009a. 2009b. 2009c. 2009e. 2000. p. . (Dow. Product Information: Dowtherm Xlt) (Product Information: Dowtherm Mx)
- [Colbourne and Ritter ()] *Compatibility of Non-Metallic Materials with Hydrocarbon Refrigerant and Lubricant Mixtures. IIF-IIR-Commission B1*, D Colbourne , T J Ritter . 2000. USA. 2. E1 and E2 -Purdue University
- [Kitanovski and Poredos ()] ‘Concentration distribution and viscosity of ice-slurry in heterogeneous flow’. A Kitanovski , Al Poredos . *Int. J. Refrigeration* 2002. 25 p. .
- [Perez-Blanco ()] ‘Conceptual design of a highefficiency absorption cooling cycle’. H Perez-Blanco . *Int J Refrig* 1993. 16 (6) p. .
- [Pearson ()] ‘Cooling Method and Apparatus’. S F Pearson . *British Patent Number* 1995. 2258298.
- [Zhai et al. ()] ‘Design and performance of a solar powered airconditioning system in a green building’. X Q Zhai , R Z Wang , J Y Wu , Y J Dai , Q Ma . *Appl Energy* 2008. 85 p. .
- [Qin et al. ()] ‘Development of a metal hydride refrigeration system as an exhaust gas-driven automobile air conditioner’. F Qin , J Chen , M Lu , Z Chen , Y Zhou , K Yang . *and power generation system for remote areas*, 2007. 2009. 32 p. . (Appl Energy)
- [Kaga et al. ()] ‘Development of compact inverter refrigerating system using R600a/C O2 by Thermo Siphon’. S Kaga , T Nomura , K Seki , A Hirano . *Proceedings of the Eighth IIR-Gustav Lorentzen Conference on Natural Working Fluids*, (the Eighth IIR-Gustav Lorentzen Conference on Natural Working FluidsCopenhagen, Denmark) 2008. p. .
- [Okawa et al. ()] ‘Effect of ice/ water storage on the permeability of the mixtures’. S Okawa , A Saito , T Hozumi , H Kumano . *Proceedings of the International Conference on Fundamental Research on Thermal Energy Storage to Preserve Environment*, (the International Conference on Fundamental Research on Thermal Energy Storage to Preserve Environment) 2002. p. .
- [Zhai et al.] *Energy and exergy analyses on a novel hybrid solar heating, cooling*, H Zhai , Y J Dai , J Y Wu , R Z Wang .
- [Pereira et al. ()] ‘Energy and exergy evaluation of a water-ammonia absorption refrigeration system’. Jtv Pereira , Rlp Milanês , Rjr Silvério . *Mercofrio -I Mercosul HVAC congress* 1998.
- [Varani ()] *Energy and exergy evaluation of a water-lithium bromide absorption refrigeration unit using natural gas*, Cmr Varani . 2001. João Pessoa, Brazil: Federal University of Paraíba (D.Sc. Thesis)
- [Choi et al. ()] ‘Evaluation of flammable refrigerants for use in a water-to-water residential heat pump’. D K Choi , P A Domanski , D A Didion . *Proceedings of the IIR Conference on Applications for Natural Refrigerants*, (the IIR Conference on Applications for Natural RefrigerantsAarhus, Denmark) 1996. p. .
- [Pachai (2004)] ‘Experience with CO 2 as refrigerant in supermarkets’. A C Pachai . *Proceedings of the Sixth IIR-Gustav Lorentzen Conference on Natural Working Fluids*, (the Sixth IIR-Gustav Lorentzen Conference on Natural Working FluidsGlasgow, United Kingdom) 2004. August 29-September 1.
- [Kauffeld et al. (1999)] ‘Experience with ice slurry’. M Kauffeld , K G Christensen , S Lund , T M Hansen . *Proceedings of the First Workshop on Ice Slurries of the International Institute of Refrigeration*, (the First Workshop on Ice Slurries of the International Institute of RefrigerationYverdonles-Bains, Switzerland) 1999. May. p. .
- [Mani and Selladurai ()] ‘Experimental analysis of a new refrigerant mixture as drop-in replacement for CFC12 and HFC134a’. K Mani , V Selladurai . *Int. J. Thermal Sciences* 2008. 47 p. .
- [Joudi et al. ()] ‘Experimental and computer performance study of an automotive air conditioning system with alternative refrigerants’. K A Joudi , A S K Mohammed , M K Aljanabi . *Energ. Convers. Manag* 2003. 44 p. .
- [Horuz and Callander ()] ‘Experimental investigation of a vapour absorption refrigeration system’. I Horuz , Tms Callander . *Int J Refrig* 2004. 27 (1) p. .

-
- [Zhu et al. ()] 'Experimental investigation on an adsorption system for producing chilled water'. R Q B Q Zhu ,
M Z Han , Y Z Lin , Yu . *Int. J. Refrigeration* 1992. 15 p. .
- [Pellet et al. ()] 'Experimental study of flat heat exchangers in ammonia refrigeration unit'. C L Pellet , C
Marvillet , D Clodic . *Proceedings of the IIR Conference on Applications for Natural Refrigerants*, (the IIR
Conference on Applications for Natural RefrigerantsAarhus, Denmark) 1996. p. .
- [Jetter et al. ()] 'Fault tree analysis for exposure to refrigerants used for automotive air conditioning in the
United States'. J Jetter , F Reynaldo , R Rubenstein . *Risk Anal* 2001. 21 p. .
- [Arias et al. ()] 'Field experiences in three supermarkets in Sweden'. J Arias , Lundqvist , Per . *Proceedings of
IEA Annex 26 Workshops*, (IEA Annex 26 WorkshopsSittard, The Netherlands) 2000.
- [Inaba (2001)] 'Fundamental research and development of ice slurry for its cooling system design in Japan'. H
Inaba . *Proceedings of the Fourth Workshop on Ice Slurries of the International Institute of Refrigeration,
Grand Cube*, (the Fourth Workshop on Ice Slurries of the International Institute of Refrigeration, Grand
CubeOsaka, Osaka, Japan) 2001. November. p. .
- [Kauffeld et al. ()] *Handbook on Ice Slurries: Fundamentals and Engineering*, M Kauffeld , M Kawaji , P W
Egolf , A Melinder , T W Davies . 2005. Paris, France. International Institute of Refrigeration
- [Dentis et al. ()] 'HC refrigerants: an ecological solution for automotive a/c systems'. L Dentis , A Mannoni , M
Parrino . *Vehicle Thermal Management of Systems Conference Proceedings*, (London, UK) 1999. p. .
- [Janssen and Beks ()] 'Hermetic compressor performance evaluation applying a zeotropic hydrocarbon blend
instead of CFC-12'. M Janssen , P Beks . *Proceedings of the Fourth IIR-Gustav Lorentzen Conference of
Natural Working Fluids at Purdue*, (the Fourth IIR-Gustav Lorentzen Conference of Natural Working Fluids
at PurdueUSA) 2000. p. .
- [Palm ()] 'Hydrocarbons as refrigerants in small heat pump and refrigeration systems -a review'. B Palm . *Int.
J. Refrigeration* 2008. 31 p. .
- [Granryd ()] 'Hydrocarbons as refrigerantsan overview'. E Granryd . *Int. J. Refrigeration* 2001. 24 p. .
- [Nilsson et al. ()] 'Ice rink refrigeration system with carbon dioxide as secondary fluid in copper tubes'. P
O Nilsson , J Rogstam , S Sawalha , K Shahzad . *Proceedings of the Seventh IIR-Gustav Lorentzen
Conference on Natural Working Fluids*, (the Seventh IIR-Gustav Lorentzen Conference on Natural Working
FluidsTrondheim, Norway) 2006. May 29-31. 2002. NIST.
- [Christensen and Kauffeld ()] 'Ice slurry accumulation'. K G Christensen , M Kauffeld . *Proceedings of the IIR-
Gustav Lorentzen Conference on Natural Working Fluids*, (the IIR-Gustav Lorentzen Conference on Natural
Working FluidsOslo, Norway) 1998. p. .
- [Ballot-Miguet et al. (2008)] 'Ice slurry at -35 °C: energy efficiency and comparison with other refrigerating
systems'. B Ballot-Miguet , A Lafargue , W Rached . *Eighth IIR-Gustav Lorentzen Conference on Natural
Working Fluids*, (Copenhagen, Denmark) 2008. 7-10 September 2008. p. .
- [Wang et al. ()] 'Ice thermal storage in modern building'. M Wang , J Y Inoue , V Goldstein . *Proceedings of
the 20th International Congress of Refrigeration*, (the 20th International Congress of RefrigerationSydney,
Australia) 1999. 19-24 September.
- [Nyvad and Lund (1998)] 'Indirect cooling with ammonia in supermarket'. J Nyvad , S Lund . *Proceedings of
the IIR-Gustav Lorentzen Conference on Natural Working Fluids*, (the IIR-Gustav Lorentzen Conference on
Natural Working FluidsOslo, Norway) 1998. 2-5 June. p. .
- [Nyvad and Lund ()] 'Indirect cooling with ammonia in supermarkets'. J Nyvad , S Lund . *Proceedings of the
IIR Conference on Applications for Natural Refrigerants*, (the IIR Conference on Applications for Natural
RefrigerantsAarhus, Denmark) 1996. p. .
- [Soe et al. (2004)] 'Instant milk cooling system utilizing propane and either ice slurry or traditional ice bank'. L
Soe , Hansen , M Torben , B E Lundsteen . *The Proceedings of the Sixth IIR Gustav Lorentzen Conference
on Natural Working Fluids*, (Glasgow, United Kingdom) 2004. August 29-September 1.
- [Stene ()] 'Investigation of a residential brinewater CO₂ heat pump for combined lowtemperature space heating
and hot water preparation'. J Stene . *Proceedings of the Fifth IIR Gustav Lorentzen Conference on Natural
Working Fluids*, (the Fifth IIR Gustav Lorentzen Conference on Natural Working FluidsGuangzhou, China)
2002. 2002. p. .
- [Faramarzi and Walker ()] *Investigation of Secondary Loop Supermarket Refrigeration Systems*, Ramin T
Faramarzi , D H Walker . 2004. Foster-Miller, Inc. California Energy Commission. p. . (Consultant Report)
- [ISO Standard 817: Refrigerants Designation System. International Organization for Standardization, 1, ch. de la Voie-Creuse, Ca
ISO Standard 817: Refrigerants Designation System. International Organization for Standardization, 1, ch.
de la Voie-Creuse, Case postale, 2005. 1211 Geneva 20. Switzerland. 56. ISO

- 552 [Devotta and Sawant ()] ‘Life testing of hermetic compressor with various hydrocarbon grades and other
553 alternatives to CFC-12’. S Devotta , N N Sawant . *Proceedings of the Fourth IIRGustav Lorentzen Conference*
554 *of Natural Working Fluids*, (the Fourth IIRGustav Lorentzen Conference of Natural Working FluidsPurdue,
555 USA) 2000. p. .
- 556 [Jiangzhou et al. ()] ‘Locomotive driver cabin adsorption air-conditioner’. S Jiangzhou , R Z Wang , Y Z Lu , Y
557 X Xu , J Y Wu , Z H Li . *Renew Energy* 2003. 28 p. .
- 558 [Minea ()] ‘Low charge and low emission supermarket refrigeration systems’. V Minea . *Proceedings of the Eighth*
559 *IIR Gustav Lorentzen Conference on Natural Working Fluids*, (the Eighth IIR Gustav Lorentzen Conference
560 on Natural Working FluidsCopenhagen, Denmark) 2008. p. .
- 561 [Walker ()] ‘Low-charge refrigeration for supermarket’. D H Walker . *IEA Heat Pump Centre Newsletter* 2000.
562 31 p. .
- 563 [Wu and Schulden ()] ‘Maximum obtainable specific power of high-temperature waste heat engines’. C Wu , W
564 H Schulden . *Heat Recov Syst CHP* 1995. 15 (1) p. .
- 565 [Hrnjak and Litch ()] ‘Microchannel heat exchangers for charge minimization in air-cooled ammonia condensers
566 and chillers’. P S Hrnjak , A D Litch . *Int. J. Refrigeration* 2008. 31 p. .
- 567 [Dieckmann et al. ()] *Non-Inert Refrigerant Study for Automotive Applications*, J T Dieckmann , J Bentley , A
568 Varone . 1991. 2004. (p. 75. DIN)
- 569 [Ghodbane ()] ‘On vehicle performance of a secondary loop a/c system’. M Ghodbane . *SAE 2000 World Congress*,
570 (Detroit, Michigan) 2000.
- 571 [Yanagisawa et al. (2004)] ‘Operating characteristics of natural circulating CO₂ secondary loop refrigeration
572 system working with NH₃ primary loop’. T Yanagisawa , M Fukuta , N Ogura , H Kaneo . *Proceedings*
573 *of the Sixth IIR-Gustav Lorentzen Conference on Natural Working Fluids*, (the Sixth IIR-Gustav Lorentzen
574 Conference on Natural Working FluidsGlasgow, United Kingdom) 2004. August 29-September 1.
- 575 [Meewisse and Ferreira ()] ‘Optimal properties of ice slurries in secondary cooling systems’. J W Meewisse , C
576 A I Ferreira . *Proceedings of the Fourth IIR-Gustav Lorentzen Conference of Natural Working Fluids*, (the
577 Fourth IIR-Gustav Lorentzen Conference of Natural Working FluidsPurdue, USA) 2000. p. .
- 578 [Zhao et al. ()] ‘Optimization study of combined refrigeration cycles driven by an engine’. Y Zhao , Z Shigang ,
579 Z Haibe . *Appl Energy* 2003. 76 p. .
- 580 [Chang et al. ()] ‘Performance and heat transfer of hydrocarbon refrigerants and their mixtures in a heat pump
581 system’. Y S Chang , M S Kim , S T Ro . *Proceedings of the IIR Conference on Applications for Natural*
582 *Refrigerants*, (the IIR Conference on Applications for Natural RefrigerantsAarhus, Denmark) 1996. p. .
- 583 [Cheung et al. ()] ‘Performance assessment of multistage absorption cycles’. K Cheung , Y Hwang , J F Judge ,
584 K Kolos , A Singh , R Radermacher . *Int J Refrig* 1996. 19 (7) p. .
- 585 [Pelletier and Palm ()] ‘Performance of plate heat exchangers and compressor in a domestic heat pump using
586 propane’. O Pelletier , B Palm . *Proceedings of the IIR Conference on Applications for Natural Refrigerants*,
587 (the IIR Conference on Applications for Natural RefrigerantsAarhus, Denmark) 1996. p. .
- 588 [prEN 378-2, Refrigerating Systems and Heat Pumps -Safety and Environmental Requirements. European Committee for Standard
589 *prEN 378-2, Refrigerating Systems and Heat Pumps -Safety and Environmental Requirements. European*
590 *Committee for Standardization*, 2006. Brussels. CEN
- 591 [Fernando et al. ()] ‘Propane heat pump with low refrigerant charge: design and laboratory tests’. P Fernando ,
592 B Palm , T Ameel , P Lundqvist , E Granryd . *Int. J. Refrigeration* 2004. 27 p. .
- 593 [Elbers and Verwoerd ()] *Quantitative risk assessment of a heat pump system with propane refrigerant. Final*
594 *Report of TNO (for Lodam Energi A/S)*, S J Elbers , M Verwoerd . 1997. Apeldoorn, Netherland.
- 595 [Saito ()] ‘Recent advances in research on cold thermal energy storage’. A Saito . *Int. J. Refrigeration* 2002. 25
596 p. .
- 597 [Costa ()] *Refrigeration*, E C Costa . 1988. São Paulo: Edgard Blücher. (3rd ed. in Portuguese)
- 598 [Fukusako et al. (1999)] ‘Research and development activities on ice slurries in Japan’. S Fukusako , Y Kozawa
599 , M Yamada , M Tanino . *First Workshop on Ice Slurries of the International Institute of Refrigeration:*
600 *Proceedings of the International Meeting in*, (Yverdonles-Bains, Switzerland) 1999. May. p. .
- 601 [Thomas ()] ‘Retail refrigeration systemsthe use of ammonia and two-level secondary refrigeration’. A S Thomas
602 . *ASHRAE Trans* 1998. 104 (1A) p. .
- 603 [Corberan et al. ()] ‘Review of standards for the use of hydrocarbon refrigerants in a/c, heat pump and
604 refrigeration equipment’. J M Corberan , J Segurado , D Colbourne , J Gonzalvez . *Int. J.Refrigeration*
605 2008. 31 p. .
- 606 [Ayel et al. ()] ‘Rheology, flow behaviour and heat transfer of ice slurries: a review of the state of the art’. V Ayel
607 , O Lottin , H Peerhossaini . *Int. J. Refrigeration* 2003. 26 p. .

-
- [Rajasekariah ()] 'Safety of hydrocarbon refrigerant safety in automobiles'. C Rajasekariah . *School of Mechanical and Manufacturing Engineering* 1995. (B.E. thesis)
- [Razmovski ()] 'Safety of hydrocarbon refrigerants for car air conditioning systems'. V Razmovski . *School of Mechanical and Manufacturing Engineering* 1994. (B.E. thesis)
- [Gigiel ()] 'Safety testing of domestic refrigerators using flammable refrigerants'. A Gigiel . *Int. J. Refrigeration* 2004. 27 p. .
- [Kazachki and Hinde (2006)] 'Secondary coolant systems for supermarkets'. G Kazachki , D Hinde . *ASHRAE J* 2006. September. p. .
- [Melinder (2004)] 'Secondary Fluids for Low Operating Temperatures'. A Melinder . *Proceedings of the Sixth IIR-Gustav Lorentzen Conference on Natural Working Fluids*, (the Sixth IIR-Gustav Lorentzen Conference on Natural Working FluidsGlasgow, United Kingdom) 2004. August 29-September 1.
- [Delventura et al. ()] *Secondary loop systems for the supermarket industry*, R Delventura , C L Evans , I Richter . <http://www.thecoldstandard.com/bohnwhitepaper/> (accessed14.11 2008. 2008.
- [Kruse ()] 'Secondary refrigerant systems for supermarket equipment'. H Kruse . *International Conference on, (Ozone Protection)* 2000. 1996. 42 p. . (Refrigerant use in Europe)
- [Ure ()] 'Secondary refrigeration -European experiences'. Z Ure . *ASHRAE Trans. 109* 2003.
- [Minea ()] 'Supermarket refrigeration system with completely secondary loops'. V Minea . *ASHRAE J* 2007. 49 p. 40.
- [Horton et al. ()] 'Testing of a drop-in secondary loop refrigeration system for medium temperature supermarket application'. W T Horton , E A Groll , E Sharp . *Proceedings of IIR-Gustav Lorentzen Conference on the Natural Working Fluids*, (IIR-Gustav Lorentzen Conference on the Natural Working FluidsOslo, Norway) 1998. p. .
- [Chuaa et al. ()] 'Thermodynamic modeling of an ammonia-water absorption chiller'. H T Chuaa , H K Toh , K C Ngb . *Int J Refrig* 2002. 25 (7) p. .
- [Kauffeld ()] 'Trends and perspectives in supermarket refrigeration'. M Kauffeld . *International Technical Meeting on HCFC Phase-out, 5-6 April*, (Montreal, Canada) 2008.
- [Rivers ()] 'Unconventional secondary refrigeration in a UK supermarket'. N Rivers . *IEA Heat Pump Centre Newsletter* 2000. 18 p. .
- [Melinder ()] 'Update on secondary refrigerants for indirect systems'. A Melinder . *Proceedings of IEA Annex 26 Meeting*, (IEA Annex 26 MeetingSection 2) 2000.
- [Christensen ()] 'Use of CO 2 as primary and secondary refrigerant in supermarket application'. K G Christensen . *20th International Congress of Refrigeration, IIR/IIF*, (Sydney) 1999. p. .
- [Hansen et al. ()] 'Viscosity of ice slurry'. T M Hansen , M Kauffeld , K Grosser , R Zimmermann . *Proceedings of the Second Workshop on Ice Slurries of the International Institute of Refrigeration*, (the Second Workshop on Ice Slurries of the International Institute of RefrigerationParis, France) 2000. p. .