

# Effect of Scouring and Bleaching Agents on Whiteness Index and Bursting Strength of Cotton Knitted Fabric

Md. Tofazzal Hossain<sup>1</sup>, Alimran Hossain<sup>2</sup>, Palash Kumar Saha<sup>3</sup> and Md. Zahangir Alam<sup>4</sup>

<sup>1</sup> Northern University Bangladesh

*Received: 14 December 2018 Accepted: 4 January 2019 Published: 15 January 2019*

---

## Abstract

This paper shows the effect of different bleaching agent on whiteness index and bursting strength of the cotton knitted fabric. Bleaching process uses three types of bleaching agents namely hydrogen peroxide (H<sub>2</sub>O<sub>2</sub>), sodium hypochlorite (NaOCl) and calcium hypochlorite Ca(OCl)<sub>2</sub> with varying their concentration and these are 1.5 g/l, 2.5 g/l, 3.5 g/l, 4.5 g/l, and 5.5 g/l. In the same time, scouring agent was caustic soda, and its concentration for all the bleaching agents was same. It is obvious that with the increase of bleaching agent concentration, whiteness index increases, and bursting strength reduces.

---

**Index terms**— bleaching agents, cotton knitted fabric, whiteness index, bursting strength, concentration.

## 1 Introduction

retreatment of textile materials is very important, without pretreatment the coloration of cotton is nearly impossible to get the desired result. For the achievement of optimum whiteness, the removing of natural color from the grey cotton fabric is a must. S. M. F. Kabir et al shows in their study that the whiteness of cotton increases with the use of blue or optical brightening agents [1]. But there may arise some problems in case of further coloration process because blue or optical brightening agents can affect the shade of the dyed fabric. Year 2019 J Generally scouring removes all impurities except the natural coloring matters which have to be broken down by bleaching agent either with an oxidizing or reducing agent. When the color acts upon by reducing agent, there is always the possibility that the oxygen in the air may deoxidize it to its original color [2].

There are different bleaching agents for this purpose; most of them are oxidative. S. Polat et al. shows in their investigation, the amount of hydrogen peroxide has a great effect on the whiteness of cotton knitted fabric [3].

Saravanan et al. study on the bleaching effect of cotton fabrics shows that by using hydrogen peroxide, which is from glucose oxidase enzyme, shows lower whiteness values than the expectation of the commercial processes [4]. Kumbasar et al. investigation on hydrophilicity and whiteness index shows that with the increase of hydrogen peroxide and activator concentration, hydrophilicity and whiteness increase also increase [5]. With the perfect bleaching of cotton fabric, some weight loss of cotton fabric will happen. Abdul and Narendra found that in their study, with the increase in concentration of bleaching agent, whiteness index increases but the weight of material decreases [6]. In the case of weight loss, there may be an effect of bursting strength of cotton fabrics.

For the achievement of optimum whiteness index there may be loss of weight of the cotton fabric, Naser et al. try to optimize bleaching parameters for whiteness index and bursting strength of the knitted cotton fabric, they observe an inverse relation between themselves [7].

## 2 II.

### 3 Materials and Methods

#### 4 a) Materials

100% cotton knitted single jersey (160 GSM) and hydrogen peroxide ( $H_2O_2$ ), sodium hypochlorite (NaOCl) and calcium hypochlorite  $Ca(OCl)_2$  were used as bleaching agents and sodium hydroxide as a scouring agent.

#### 5 b) Work outline

Collection g) Measurement of whiteness Index Whiteness index of the scoured and bleached sample was determined by the reflectance value of spectrophotometer (Datacolor650) at 10° observer and D65 illuminant.

#### 6 h) Measurement of Bursting Strength Test

Pneumatic method (ISO 13938-2: 1999) was used for the determination of bursting strength and bursting properties of the samples [8].

## 7 III.

### 8 Result & Discussions a) Effect of hydrogen peroxide ( $H_2O_2$ ) on whiteness

The whiteness index of the sample increases with the increase of peroxide concentration markedly upto 4.5 g/l. Further increasing of hydrogen peroxide does not play a significant role in increasing whiteness index, and 4.5 g/l is the optimum concentration. From figure ??, it is clear that for increasing concentration of sodium hypochlorite, whiteness index increases.

### 9 d) Effect of Sodium Hypochlorite (NaOCl) on bursting strength

Figure ?? shows that the bursting strength of the samples are almost same.

### 10 f) Effect of Calcium Hypochlorite $Ca(OCl)_2$ on bursting strength

The graph shows that for the higher concentration of calcium hypochlorite, bursting strength was less. At a concentration of 3.5g/l to 5.5g/l of Calcium Hypochlorite  $Ca(OCl)_2$  bursting strength are same.

## 11 Conclusion

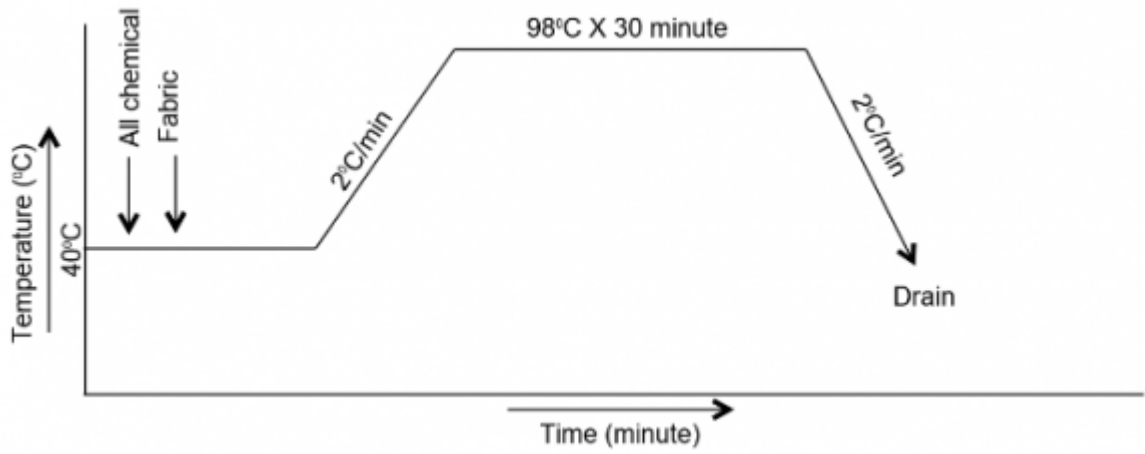
With the increase of the concentration of Hydrogen peroxide ( $H_2O_2$ ), Sodium Hypochlorite (NaOCl), and Calcium Hypochlorite  $Ca(OCl)_2$ , there is a significant improvement in the whiteness index of the bleached cotton fabric. When the concentration of Hydrogen peroxide ( $H_2O_2$ ), Sodium Hypochlorite (NaOCl) Calcium Hypochlorite  $Ca(OCl)_2$  was over 3.5 g/l, there was no remarkable change in whiteness. However, 4g/l concentration for Hydrogen peroxide ( $H_2O_2$ ), and 3.5 g/l for Sodium Hypochlorite (NaOCl), and Calcium Hypochlorite  $Ca(OCl)_2$ , are the optimum concentration for suitable bleaching because though further increase in concentration, increases whiteness index but bursting strength of the cotton fabrics decreases due to hydrolyzation of cellulose.

---

<sup>1</sup>2 24 © 2019 Global Journals

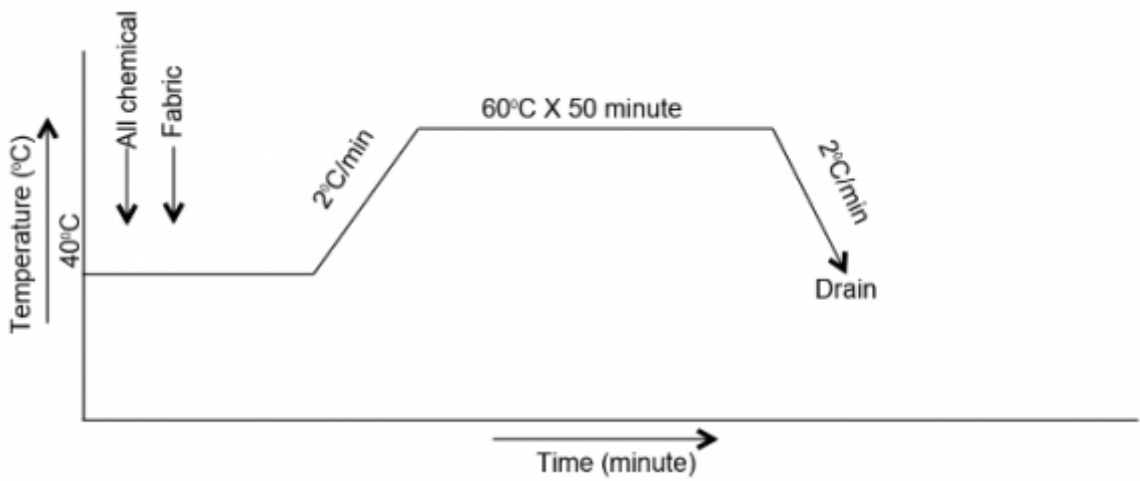
<sup>2</sup>© 2019 Global Journals

<sup>3</sup>Sample-11Sample-12 Sample-13 Sample-14 Sample-15



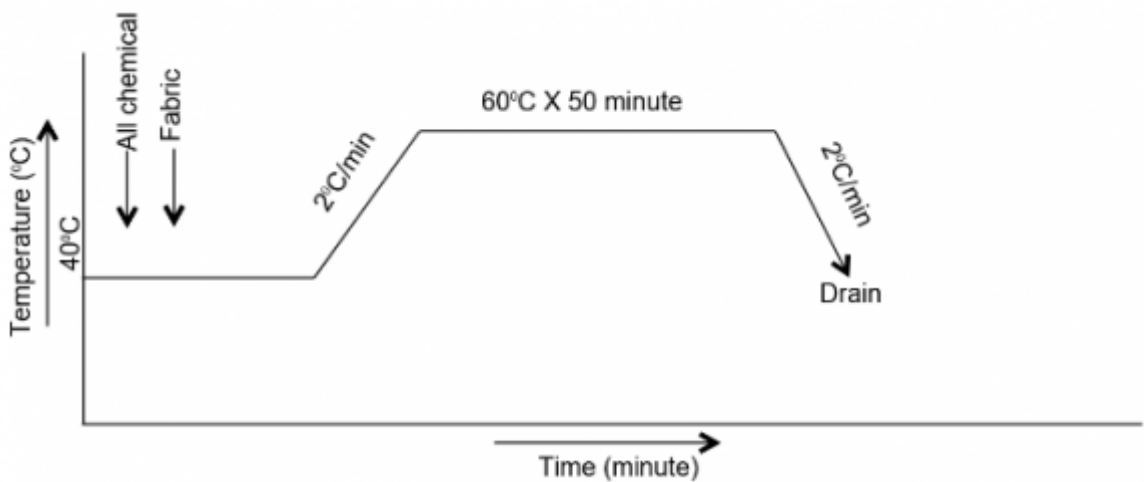
12

Figure 1: Figure 1 :Figure 2 :



3

Figure 2: Figure 3 :



4256

Figure 3: Figure 4 : 2 Figure 5 :Figure 6 :

Whiteness index

Figure 4:

Bursting Strength (KPA)

78

Figure 5: Figure 7 :Figure 8 :

Whiteness index

9

Figure 6: Figure 9 :

1

of Grey Fabric

â??”

Scouring and bleaching

â??”

Whiteness Test (By Using Spectrophotometer)

â??”

Bursting strength Test (By Using Bursting Strength Tester)

â??”

Result and Discussion

c) Scouring & Bleaching Recipe

Different bleaching agents at different

concentration were used in this research paper for

investigation of whiteness index and bursting strength of

100% cotton knitted single jersey.

Figure 7: Table 1 :

---

**3**

Figure 8: Table 3 :

**2**

Figure 9: Table 2 :



- 
- 73 [Sonaje and Chougule ()] ‘-comparison of whiteness index of cotton fabric bleached with recycled waste water’.  
74 N P Sonaje , M B Chougule . *International Journal of Innovative Research in Science, Engineering and*  
75 *Technology* 2013. 2 p. .
- 76 [Naser et al. ()] ‘-optimization of bleaching parameters by whiteness index and bursting strength of knitted  
77 cotton fabric’. M A Naser , M A Haque , Islam . *International Journal of Science & Technology* 2015. 4 p. .
- 78 [Abdul and Narendra ()] ‘Accelerated Bleaching of Cotton Material with Hydrogen Peroxide?’. S B Abdul , G  
79 Narendra . 10.4172/2165-8064.1000140. *J Textile SciEng* 2013. 3 p. 140.
- 80 [Saravanan and Ramachandran ()] ‘Bleaching of cotton fabrics using hydrogen peroxide produced by glucose  
81 oxide se?’. D Saravanan , T Ramachandran . *Indian Journal of Fibre & Textile Research* 2010. 35 p. .
- 82 [Trotman ()] *Dyeing and chemical technology of textile fibres?*, E R Trotman . 1975. Charles Griffin & Co. Ltd.  
83 p. 22.
- 84 [Kabir et al. ()] ‘Optimizations of parameters of cotton fabric whiteness?’. S M F Kabir , M I Iqbal , P P Sikdar  
85 , M M Rahman , S Akhter . *European Scientific Journal* 2014. 10 (36) p. .
- 86 [Textiles-Bursting properties of fabrics -Part 2: Pneumatic method for determination of bursting strength and bursting distension  
87 *Textiles-Bursting properties of fabrics -Part 2: Pneumatic method for determination of bursting strength and*  
88 *bursting distension*, ISO 13938-2: 1999.