



GLOBAL JOURNAL OF RESEARCHES IN ENGINEERING: E  
CIVIL AND STRUCTURAL ENGINEERING  
Volume 16 Issue 2 Version 1.0 Year 2016  
Type: Double Blind Peer Reviewed International Research Journal  
Publisher: Global Journals Inc. (USA)  
Online ISSN: 2249-4596 & Print ISSN: 0975-5861

# Use of Quarsite Dolomite Stone in Permeable Asphalt, for Load Test as Research Overview and Application in the Laboratory

By Firdaus Chairuddin

*Aimajaya Makassar University, Indonesia*

**Abstract-** This study is to examine the nature of the stress and strain by using permeable asphalt and Quarsite Dolomite Stone with But on Natural Asphal. But on Natural Asphal is a type of modified asphalt is made of 75% oil and 25% asphalt bitumen extraction of stones, permeable porous asphalt road asphalt pavement. In the laboratory tests on strains that result are strength: 1.95 Mpa for the stress: 0.012 vertical strain on the quality of the Buton Natural Asphal 3%, to 2.05 Mpa stress: 0.03 vertical strain on the quality of the Buton Natural Asphal 4%, to 1.75 Mpa stress: 0.031 vertical strain on the quality of the Buton Natural Asphal 5.5%. For the compressive strength test Result is the maximum quality Buton Natural Asphal is 4% and The results of Ever Stress FE analysis for multilayer soil-rigid are vertical decrease 0.5 mm, vertical micro strain ( $\epsilon_z$ )  $\pm 0$  s/d 200 on deepness 150 mm, and for multilayer soil-rigid-asphalt results vertical decrease ( $U_z$ )  $\pm 0.64$  mm on the surface and  $\pm 0.4$  mm on the deepness of 50 mm, and vertical micro strength ( $\epsilon_z$ )  $\pm -6400$  s/d -7200 on the surface,  $\pm -4800$  s/d -5600 on the deepness of 150 mm. As the result of laboratory test soil-rigid are vertical decrease each point 1.535 mm, 1.535 mm, 4.505 mm, 2.45 mm, 4.19 mm, dan 3.61 mm, and micro strength C1 to C4 0.36, -37.68, 44.44, 43.48, and the results of test Multilayer soil-rigid-asphalt are vertical decrease each point 1.576 mm, 0.075 mm, 3.7 mm, 1.985 mm, 2.48 mm, 0.986 mm, and the value of asphalt course micro strength is 655.

**Keywords:** quarsite dolomite stone, cantabro loss, indirect tensile strength, permeability, unconfined compressive strength, multi layer test, ever stress. FE.

**GJRE-E Classification :** FOR Code: 090503



*Strictly as per the compliance and regulations of :*



# Use of Quarsite Dolomite Stone in Permeable Asphalt, for Load Test as Research Overview and Application in the Laboratory

Firdaus Chairuddin

**Abstract-** This study is to examine the nature of the stress and strain by using permeable asphalt and Quarsite Dolomite Stone with Buton Natural Asphalt. Buton Natural Asphalt is a type of modified asphalt is made of 75% oil and 25% asphalt bitumen extraction of stones, permeable porous asphalt road asphalt pavement. In the laboratory tests on strains that result are strength: 1.95 Mpa for the stress: 0.012 vertical strain on the quality of the Buton Natural Asphalt 3%, to 2.05 Mpa stress: 0.03 vertical strain on the quality of the Buton Natural Asphalt 4%, to 1.75 Mpa stress: 0.031 vertical strain on the quality of the Buton Natural Asphalt 5.5%. For the compressive strength test Result is the maximum quality Buton Natural Asphalt is 4% and The results of Ever Stress FE analysis for multilayer soil-rigid are vertical decrease 0.5 mm, vertical micro strain ( $\epsilon_z$ )  $\pm$  0 s/d 200 on deepness 150 mm, and for multilayer soil-rigid-asphalt results vertical decrease ( $U_z$ )  $\pm$  0.64 mm on the surface and  $\pm$  0.4 mm on the deepness of 50 mm, and vertical micro strength ( $\epsilon_z$ )  $\pm$  -6400 s/d -7200 on the surface,  $\pm$  -4800 s/d -5600 on the deepness of 150 mm. As the result of laboratory test soil-rigid are vertical decrease each point 1.535 mm, 1.535 mm, 4.505 mm, 2.45 mm, 4.19 mm, dan 3.61 mm, and micro strength C1 to C4 0.36, -37.68, 44.44, 43.48, and the results of test Multilayer soil-rigid-asphalt are vertical decrease each point 1.576 mm, 0.075 mm, 3.7 mm, 1.985 mm, 2.48 mm, 0.986 mm, and the value of asphalt course micro strength is 655.

**Keywords:** quarsite dolomite stone, cantabro loss, indirect tensile strength, permeability, unconfined compressive strength, multi layer test, everstress. FE.

## 1. INTRODUCTION

The natural rock asphalt is a sedimentary rock containing of high hydrocarbon substances. The natural rock asphalt with deposit of approximately 60,991,554.38 ton (24,352,833.07 barrel oil equivalent) occurs in the southern area of Buton Island, Indonesia (Asep Suryana et.al, 2003). Buton natural asphalt (BNA) blend is a type of modification asphalt which is made of 75% petroleum asphalt and 25% rock asphalt extraction. The rapid growth of national economic in recent years resulted in a lot of transportation infrastructure demand. Approximately 600,000 tons of petroleum bitumen must be imported annually to fulfill the maintenances and construction of new road demand. The utilization of

Buton Natural Asphalt for the road development increases the national asphalt industry growth.

The water ponding on the road surface is caused by the heavy precipitation of high intensity rain fall. The water ponding problem during the rainy condition can be decreased by the employment of the permeable asphalt (porous asphalt) as a surfacing road pavement.

Many islands in Indonesia possess lime stones resources that can be used as coarse aggregate. Quarsite Dolomite stone is a local name of lime stone (quartzite dolomite) that can be found in around of Banggai Laut area, Indonesia. In order to produce permeable asphalt, Firdaus et.al (2014) employed Quarsite Dolomite stone and Buton Natural Asphalt as coarse aggregate and bituminous material, respectively. The results of porosity test, permeability test, stability test, flow test, indirect tensile test and material loss test (Cantabro test) showed the bonding strength between Buton Natural Asphalt and Quarsite Dolomite stones can be established thus can enhanced the resistance of porous asphalt against raveling, rutting and shoving.

The solid that is subjected to the short time load are fundamentally characterized by the parameters of stress-strain curve. The failure of asphalt concrete specimens, the behavior of asphalt concrete under load as degeneration of the material and the limit of elasticity can be described by the stress-strain relationship for asphalt concrete in compression (S. Starodubsky et.al., 1994). The unconfined compressive test combined with the indirect strength test can be used to calculate the cohesion strength and the angle of internal strength of the porous asphalt (Wu Shao Peng et.al., 2006).

S. Starodubsky et al, the peak strain changes on average from 19 mill strain (0.0019) to 22 (0.0022) or 23 mill strain (0.0023) in the compressive strength of dense asphalt concrete with interval of 1.6 Mpa-5.4 Mpa. As the strength of permeable asphalt increases from 1.2 Mpa to 2.1 Mpa, the range of its peak strain is average from 0.001 to 0.005, which is similar to the peak strain of dense asphalt concrete.

WU Shao Peng, et. al. (2006) employed asphalt butadiene styrene polymer (SBS) modified asphalt with performance grade PG76-22, crushed basalt aggregate and limestone to product porous asphalt. Unconfined

compression test was run using 100 mm by 100 core drilled. At 4.5% asphalt content, unconfined the compressive strength and void ratio were 3601 kPa (3.6 Mpa) and approximated 19.5%, respectively.

The unconfined compressive test result of porous asphalt containing Quarsite Dolomite stone and Buton Natural Asphalt showed that the mixtime with 4% has compressive strength value and void, respectively.

This work is a part of various extensive investigation projects on the development liquid Asbuton as bituminous asphalt binder and the suitability of Quarsite Dolomite stone as coarse aggregate in the permeable asphalt production. This paper reported the test results those are carried out to study the compressive strength and the strength strain curve in compression of the permeable asphalt.

As course aggregate on the surface layer Road Pavement. Capacity drain porous Asphalt were connecting correlation with spacing high and small porosity in structure Asphalt. Stability and Durability and Hydraulic conductivity its must be high test than 20% (Ruz. et. al, 1990). Asphalt porous is open graded course Aggregate. Porosity asphalt porous (10%-15%) the structure made drain for flow water (Nur Ali, et al. 2005).



Fig.1 : Permeable Asphalt Pavement

Aggregate was specimen mineral who was done for mixture road construction in the asphalt pavement it's must be 90%-95% for the total weight structure or 77%-85% for all volume (Alkin, et. al 1997). Classification aggregate be measured by spacing at all : course aggregate it must be lost for filter No.8 it is higher than 2,36 mm. Fine aggregate it must be lost for filter No.8 and stopped to No. 200 or it is 2,36 mm and 75  $\mu$ m. Filler it must be smaller than 75  $\mu$ m and lost filter No. 200



Fig. 2 : Quarsite Dolomite Stone (Local Containe of Banggai island in half celebes)

## II. METHODOLOGY

### a) Mix Design Permeable Asphalt Pavement Testing

Mix design permeable asphalt pavement the used composition open graded system. Who was Mix Trial Gradation lost of material  $\frac{3}{4}$ ",  $\frac{1}{2}$ " be stopped filter  $\frac{1}{2}$ " and loss of material  $\frac{1}{2}$ " be stopped filter  $\frac{3}{8}$ " with composition comparative 50-50 to course aggregate. The used fine aggregate lost filter number 4, and stopped filter number 200 all of 10% for mould capacity. Asphalt Blend Pertamina the use variation standard 3%, 3.5%, 4%, 4.5% and 5%. Briquette make in for  $\varnothing$  10 cm and depth  $\pm$  6.5cm.



Fig. 3 : Permeable asphalt pavement

Before briket test in cantabro, briket was plum to Los Angeles machine drum, speed (V) 30-33 rpm for rotation.

$$L = \frac{M_o - M_i}{M_o} \times 100 \quad (1)$$



Fig. 4 : Test Cantabro Machine

b) *Indirect Tensile Strengthtest*

Permeable asphalt pavement was produced with used Quarsite Dolomite stone as course aggregate. The Quarsite Dolomite stone were broken in the spacing Ø 3/8" 1/2"-3/4" with the Buton Natural Asphal penetration 60/70. Briket at the Bitumen be done as the standard



Fig. 5 : Universal Testing Machine

c) *Permeability Test*

i. *Limitation Of Darcy's Law*

In a porous media, the hydraulic conductivity  $K$  represents the specific discharge per unit hydraulic gradient, which means that the coefficient depends on both matrix and fluid properties (Bear, 1972). From a dimensional analysis, the hydraulic conductivity can be derived as (Nutting, 1930):

$$K = \frac{k g}{v} \quad (2)$$

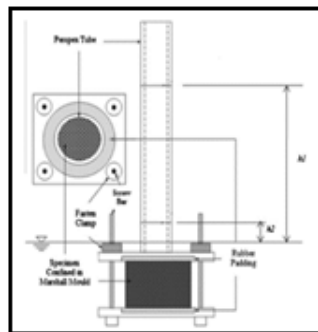


Fig. 7 : Setup of the Permeability Test

b) *Multi Layer Test*

The roads are very important for land transportation infrastructure especially for distribution of goods and services, and to support the economic growth. The safety, comfortable, robust and economic

variation asphalt 3%, 3,5%, 4%, and 5% for testing experimental Indirect Tensile Strength (ITS) and Cantabro Test. We was controlling testing for composition asphalt permeable pavement with Standard National Indonesia (SNI) and American Association for Testing and Material (ASTM), Permeability and Marshal Test with asphalt variation 4-7% integral spacing 1% who use variation open gradation. Asphalt optimum standard is 4% be used to controlling variation asphalt. For optimum asphalt test be use variation asphalt 3% - 5% with spacing 5%.

For open gradation we use lost aggregate 3/4", 1/2" and lost filter by comparative 50 : 50. Fine aggregate we use filter number 4, finally number 200, we used 10%. Buton Natural Asphal we use all variation asphalt category: 3%, 3.5%, 4%, 4.5% and 5%.

Test Indirect Tensile Strength (ITS) has been controlled by ASTM D6931-07.



Fig. 6 : Test Indirect Tensile Strength

Where  $k$  is the intrinsic permeability,  $v$  the kinematic viscosity and  $g$  the gravity acceleration. The intrinsic permeability is only a function of the matrix composing the porous media and its characteristics such as grain size distribution, tortuosity and porosity. For porous media, the Reynolds number ( $Re$ ) can be defined as (Charbeneau, 2000):

$$Re = \frac{q d}{v} \quad (3)$$

roads will make people easier in their movement. There are three types of pavement construction known today, such as flexible pavement, rigid pavement, and the combinations that known as composite pavement.



By the information the writers have, to determine the loads effect to the pavement construction of multilayer can be simulated using computer software i.e. EverStressFE. A pavement construction is a construction of pavement put over the subgrade to serves the traffic loads.

Based on the bonding materials, pavement construction can be divided to: a. Flexible Pavement, b. Rigid Pavement, c. Composite Pavement. Modulus of elasticity, often called as Young Modulus is a comparison between stress axial strain in an elastic deformation, so that modulus of elasticity shows the trend to deformed and back to the original form when under loads (SNI 2826-2008). This shown by equation:

$$E = \frac{\sigma}{\epsilon} \quad (4)$$

while  $E$  = modulus of elasticity,  $\sigma$  = stress and  $\epsilon$  = strain

Poisson Ratio ( $\mu$ ) is the values of comparison between horizontal strain (lateral strain) and vertical strain (axial strain) caused by loads that parallel to axis and axial strain (Yoder, E.Y. and M.W Witzczak. 1975). This shown by equation:

$$\mu = \frac{\epsilon_h}{\epsilon_v} \quad (5)$$

While:  $\mu$  = poisson ratio,  $\epsilon_h$  = lateral strain,  $\epsilon_v$  = axial strain

EverStressFE 1.0 version 1.0 (available for download at [www.civil.umaine.edu/EverStressFE](http://www.civil.umaine.edu/EverStressFE) 1.0) is a user-friendly three-dimensional (3D) finite-element based software package for the analysis of asphalt pavement systems subjected to various wheel/axle load combinations. EverStressFE 1.0 is useful for both flexible pavement researchers and designers who must perform complex mechanics-based analyses of flexible asphalt pavement systems. Some of the major features of EverStressFE 1.0 are summarized below, Intuitive and user-friendly graphical user interface., Ability to model systems with 1-4 layers., Modeling of multiple-wheel systems, Batch analysis capabilities. , Visualization of results.



Fig. 8 : Model Test Multilayer Machine

## Research Methods

Methods that using in the tests are laboratory experimental and analysis using software EverStressFE 1.0. The steps are :

### ➤ Unconfined Compressive Strength Tests for Material Soil, Rigid, and Asphalt.

The purposes are to determine the value of modulus of elasticity and Poisson Ratio each element. The process of the tests are:

- Prepare the test instruments, such as: set Universal Testing Machine (UTM), Data Logger, Computer, LVDT cables, Strain Gauge, and bearing plate.
- Connect the data logger and computer that has been installed software Visual Log.
- Connect the LVDT cables to data logger
- Put the testing material briquette on UTM, and put the bearing plate upon the briquettes.
- Install the LVDT cables around the briquette as a sensor of deformation.
- Start the test, as the loads doing mechanically by the UTM, and the value of deformation recorded on computer.

### ➤ Load test multilayer

Two types of specimens multilayer that has been done will get through the load test to find the values of deformation, stress, strain, and the capacity of maximum load that can be overhead by each specimens. The work steps of the test are:

- Install the 1x1 m box at the portal
- Embedding the strain gauge at the specimens
- Put the specimens to the box
- Install the sets of hydraulic pump to portal, then set the load cell.
- Install the LVDT cables to data logger, connect data logger to computer that has been installed of software Visual Log.
- Doing the test, as the loading using hydraulic pump that operated manually, and the results are recorded to the computer.

The type of asphalt that has been used in the test are asphalt gradation of 4%.




Fig. 9 : Specimen of multilayer (rigid pavement)

### III. RESULT AND DISCUSSION

#### a) Analysis Indirect Tensile Strength

Table 1 : Outcome Indirect Tensile Strength Test

Sampel	Percen tage asphalt quality (%)	Diameter briket	High Briket	Load Value (P)	ITS Value
		mm	mm	kgf	Mpa
		D	H		
I	3.0	102.3	66.9		0
II		102.22	69.3	75.00	0.06613459
III		102	68.5	100.00	0.089401701
IV		102.4	67.7	75.00	0.067578595
V		102.4	67	125.00	0.113807734
Average					0.067384524
I	3.5	102.5	67.5	275.00	0.24827991
II		101.8	67.2	225.00	0.205448034
III		102.4	68.4	250.00	0.222956672
IV		102.1	68.8	200.00	0.177849373
V		102	68	275.00	0.247662431
Average					0.220439284
I	4.0	102.8	69	350.00	0.308221097
II		102.5	68.2	400.00	0.357427756
III		102.2	68.9	350.00	0.310480586
IV		102	69	375.00	0.332826983
V		102.3	67.4	350.00	0.317080137
Average					0.325207312
I	4.5	102.3	68.4	300.00	0.267809539
II		102.4	68.3	250.00	0.223283109
III		102.5	69.5	275.00	0.241135164
IV		102.6	67.6	325.00	0.292702092
V		102.2	68	275.00	0.247177769
Average					0.254421535
I	5.0	102.2	61.7	275.00	0.272416342
II		102.5	68	225.00	0.201644445
III		102.4	65	250.00	0.234619021
IV		102.4	66.1	225.00	0.207643158
V		102.2	68.2	300.00	0.268857717
Average					0.237036137

Tabel 2 : Recapitulation Rmaks Value

No.	Quality asphalt	Maximum Loading (Kgf)	ITS Value (Mpa)	RMaks
1	3,00	125	0,1140	0,0180
2	3,50	275	0,2483	0,0234
3	4,00	400	0,3574	0,0283

4	4,50	325	0,2927	0,0253
5	5,00	250	0,2346	0,0225

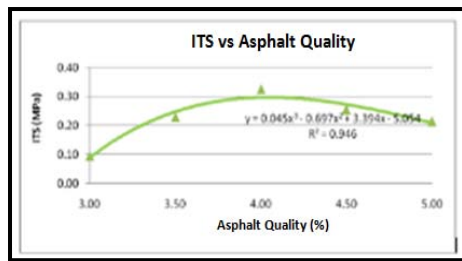


Fig. 10 : Correlation quality asphalt with Indirect Tensile Strength

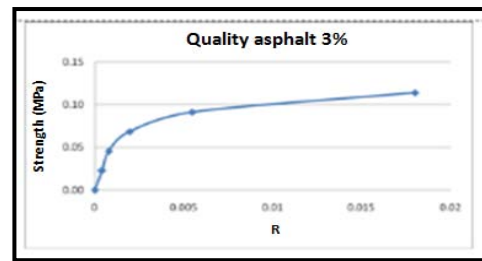


Fig. 11 : Correlation ITS Value and R value 3%

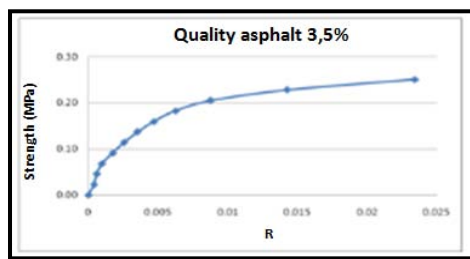


Fig. 12 : Correlation ITS Value and R value 3,5%

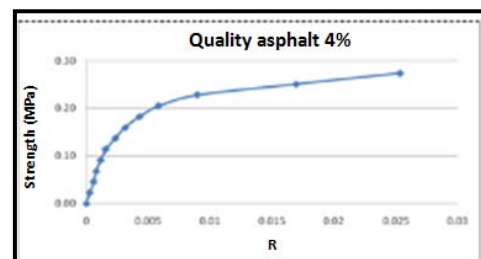


Fig. 13 : Correlation ITS Value and R value 4%

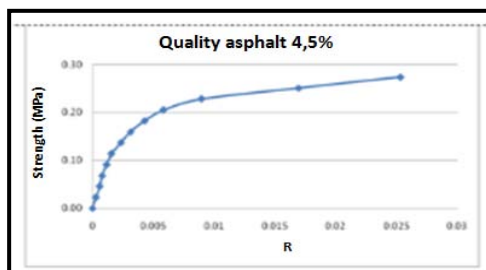


Fig. 14 : Correlation ITS Value and R value 4.5%

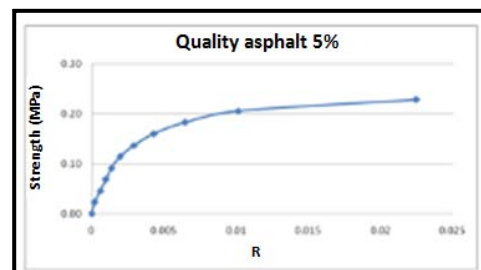


Fig. 15: Correlation ITS Value and R value 5%

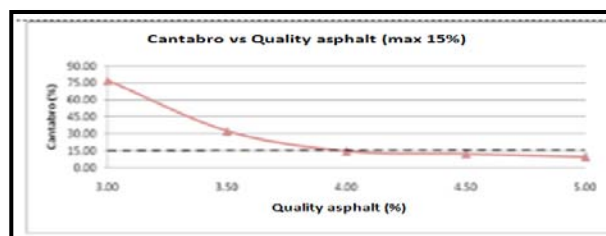


Fig. 16 : Correlation quality asphalt with value cantabro loss

b) Analysis Cantabro

Table 3 : Outcome CantabroTest

Sample	Percentage quality asphalt (%)	Weight before test	Weight after test	Loss Weight	Loss Weight
		(Gram)	(Gram)	(Gram)	(%)
		M	M		L
I	3.0	1081	244	837.00	77.43
II		1083	248	835.00	77.10
III		1090	281	809.00	74.22
IV		1091	226	865.00	79.29
V		1070	241	829.00	77.48
Average					77.10
I	3.5	1085	731	354.00	32.63
II		1089	760	329.00	30.21
III		1071	748	323.00	30.16
IV		1069	711	358.00	33.49
V		1088	705	383.00	35.20
Average					32.34
I	4.0	1081	913	168.00	15.54
II		1082	936	146.00	13.49
III		1088	931	157.00	14.43
IV		1086	944	162.00	13.09
V		1090	913	177.00	16.24
Average					14.56
I	4.5	1084	959	125.00	11.53
II		1082	952	130.00	12.01
III		1086	940	146.00	13.44
IV		1088	961	127.00	11.67
V		1084	948	136.00	12.55
Average					12.24
I	5.0	1075	956	119.00	11.07
II		1084	968	116.00	10.70
III		1090	984	106.00	9.72
IV		1078	994	84.00	7.79
V		1105	1003	102.00	9.23
Average					9.70



Table 4 : Outcome Unconfined Compressive Strength

Quality Asphalt (%)	Weight (Kg)	Height (mm)	Peak Load (KN)	UCS (N/mm <sup>2</sup> )	Vertical Strain	Modulus Elasticity	Poisson rasio
3	1,69	128,3	15,51825	1,918	0,0130875	146,543	0,095831
	1,67	127	15,347	1,897	0,030	63,683	0,309955
	1,71	131	15,12397	1,869	0,022	85,395	0,251505
3,5	1,715	117	15,22	1,881	0,020	93,452	0,268231
	1,73	119	15,516	1,918	0,065	29,357	0,270587
	1,73	120	16,118	1,992	0,021	97,013	0,420798
4	1,685	121,2	15,7653	1,948	0,021	91,450	0,206009
	1,65	120	16,1498	1,996	0,029	67,990	0,387276
	1,67	123	16,228	2,006	0,038	53,373	0,498677
4,5	1,655	133,5	10,2816	1,271	0,048	26,502	0,384759
	1,675	135	9,838	1,216	0,026	46,140	0,37275
	1,65	131	10,3113	1,274	0,039	32,710	0,371893
5	1,67	114	9,922	1,226	0,038	32,119	0,778059
	1,69	117	10,219	1,263	0,033	38,682	0,398318
	1,63	113	15,234	1,883	0,018	104,238	0,532377

c) Analysis Permeability

Table 5 : Outcome Permeability Test

Quality Asphalt (%)	Thickness (cm)	Time (det)	CoefficientPermeability per-item (k)	CoefficientPermeabilityAverage (k)	(k) Average All item
3	7.97	88	0.179507355	0.179507355	0.1873
	7.96	85	0.179507356		
	7.94	87	0.179507354		
3.5	7.56	80	0.19161554	0.19161554	
	7.60	78	0.19161553		
	7.58	77	0.19161556		
4	7.64	76	0.202917436	0.202917436	
	7.61	74	0.202917437		
	7.63	73	0.202917435		
4.5	7.45	75	0.202680493	0.202680493	
	7.47	77	0.202680494		
	7.49	74	0.202680492		
5	7.42	95	0.159640625	0.159640624	
	7.44	90	0.159640624		
	7.46	94	0.159640626		

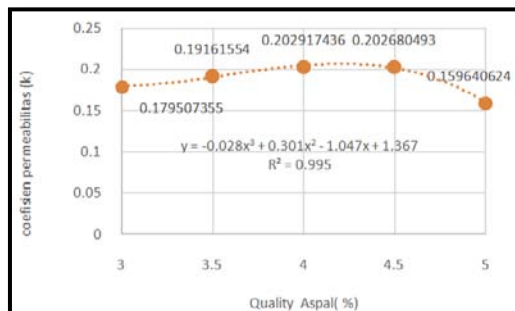


Fig . 17 : Corelation Quality Asphalt and Coefficient Vertical Permeability

d) Analysis Unconfined Compressed Test

There are two configurations of stress strain curve were seen in all mixtures irrespective of the Buton

Natural Asphalt content. The first configuration shows some porous asphalt specimens have the initial bottom concave part that represents the settling of the specimen, the linear zone, the nonlinear zone of the ascending branch and comprises the peak and stretch immediately adjoining it on other side. This pattern is similar to the pattern of the dense asphalt concrete. The second configuration shows some porous asphalt specimens have the linear zone, the nonlinear zone of the ascending branch and comprises the peak and stretch immediately adjoining it on other side without the initial bottom concave part. This pattern slightly differs to the pattern of the dense asphalt concrete. The nonlinear part of stress strain curve of porous asphalt reflects the degeneration of the latter rather than the flow of very thin bitumen layers in it. Micro cracking process

characterizes the nonlinear part of the ascending branch. The elastic behaviour is reflected by the linear part of the stress strain curve. Under the short term

static compressive, all test showed no significant change in the peak strain with increasing compressive strength of porous asphalt.

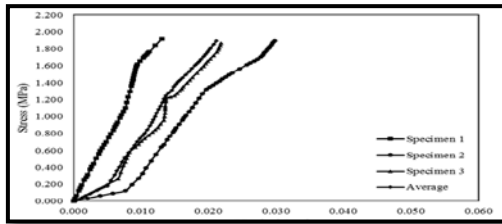


Fig. 18 : Stress strain curve  
(Buton Natural Asphalt Content 3%)

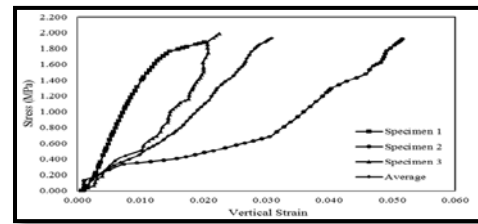


Fig. 19 : Stress strain curve  
( Buton Natural Asphalt Content 3,5%)

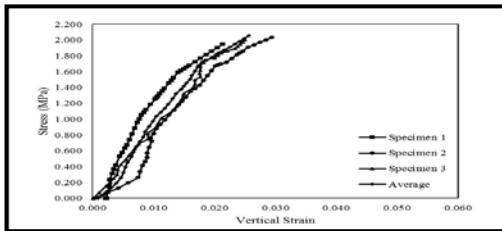


Fig. 20 : Stress strain curve(Buton Natural  
Content 4%)

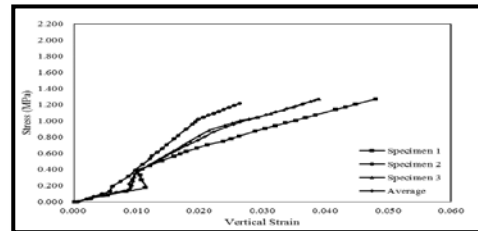


Fig. 21 : Stress strain curve(Buton Natural Asphalt  
Content 4.5%)

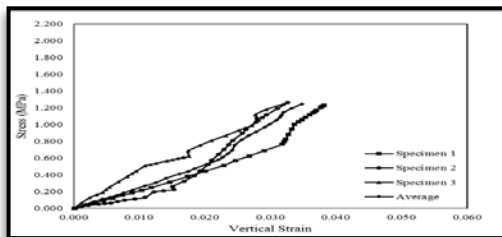


Fig. 22 : Stress strain curve(Buton Natural  
Asphalt Content 5%)

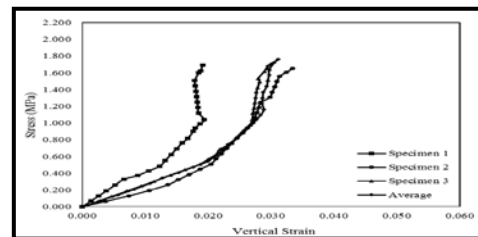


Fig. 23 : Stress strain curve(Buton Natural  
Asphalt Content 5.5%)

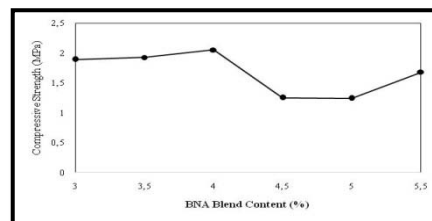


Fig. 24 : Compressive strength

#### e) Multilayer Test



Fig. 25 : Specimen of multilayer model test of rigid pavement with asphalt

i. Analysis Load test for Multilayer Soil-Rigid

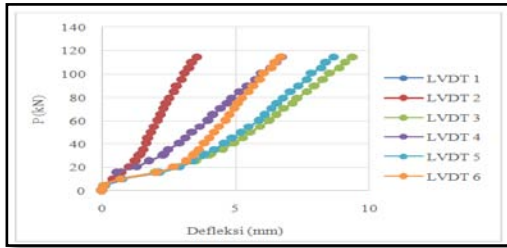


Fig. 26 : Graphs of correlation between loads and decrease

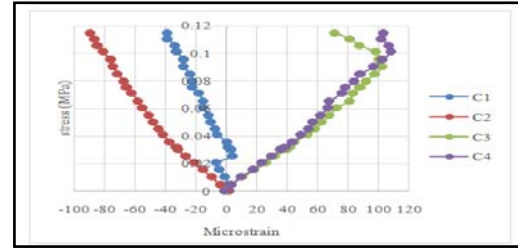


Fig. 27 : Graphs of correlation between stress and strain

ii. Testing Multilayer Soil-Rigid-Asphalt

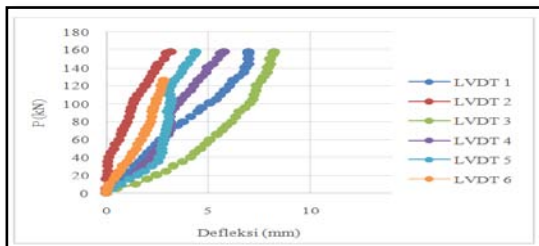


Fig. 28 : Graphs of correlation between loads and decrease

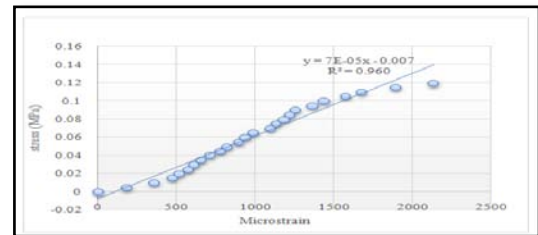


Fig. 29 : Graphs of correlation between and strain of asphalt course

iii. Analysis Multilayer using Software EverStressFE

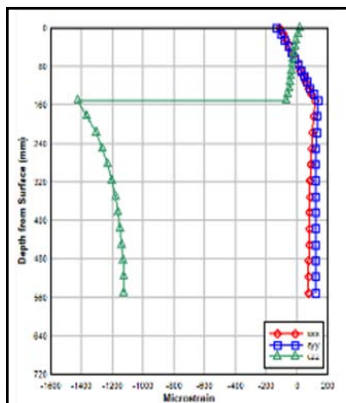


Fig. 30 : Graphs of correlation between depth and strain formultilayer soil-rigid

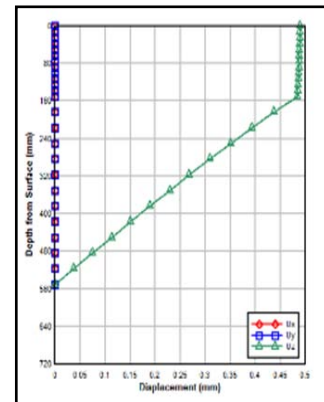


Fig. 31: Graphs of correlation between depthand efection/displacement for multilayer soil-rigid

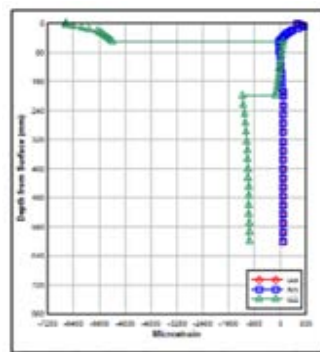


Fig. 32 : Graphs of correlation between depth and strain for multilayer soil-rigid-asphalt

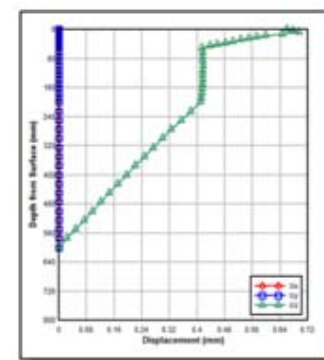


Fig. 33 : Graphs of correlation between depth and deflection/displacement for multilayer soil-rigid-asphalt

#### IV. CONCLUSIONS

1. Permeable asphalt pavement mixture for Cantabro test we can see that optimum Buton Natural Asphalt for the coarse aggregate Quarsite Dolomite stone it was bigger porous when quality asphalt 3%. Loss weight Cantabro 77.10% correlation with quality asphalt 3%, loss weight Cantabro 32,34% correlation with quality asphalt 3.5%, loss weight Cantabro 14,56% correlation with quality asphalt 4%, Loss weight Cantabro 12,24% correlation with quality asphalt 4.5% and loss weight Cantabro 9,70% correlation with quality asphalt 5%.
2. Unconfined Compressive Strength, Modulus elasticity 146.543 and ratio poisson 0.095831 for asphalt 3%, Modulus elasticity 93.452 and ratio poisson 0.268231 for asphalt 3.5%, Modulus elasticity 91.450 and ratio poisson 0.206009 for asphalt 4%, Modulus elasticity 26.502 and Poisson ratio 0.384759 for asphalt 4.5%, and Modulus elasticity 32.119 and Poisson ratio 0.778059 for asphalt 5%.
3. The result of test Multilayer Soil-Rigid are: the values of deflection at the maximum load on LVDT 1 to LVDT 6 are 3.545 mm, 3.545 mm, 9.4 mm, 6.745 mm, 8.65 mm, and 6.705 mm. At the maximum stress result the microstrain C1 to C4 -38.65, -89.85, 71.21, 103.5. At the load 35 kN, the value of deflection on LVDT 1 to LVDT 6 are 1.535 mm, 1.535 mm, 4.505 mm, 2.45 mm, 4.19 mm, and 3.61 mm, while at value of stress 0.035 MPa results the microstrain C1 to C4 0.36, -37.68, 44.44, 43.48.
4. The results of test Multilayer Soil-Rigid-Asphalt are : the values of decrease at the maximum load on LVDT 1 to LVDT 6 are 6.98 mm, 3.2 mm, 8.25 mm, 5.75 mm, 4.38 mm, are 3.5 mm. At the maximum stress results the micro strength of asphalt course 2133.95. At the load 35 kN, the value of decrease on LVDT 1 to LVDT 6 are 1.576 mm, 0.075 mm, 3.7 mm, 1.985 mm, 2.48 mm, dan 0.986 mm, while at value of stress 0.035 Mpa results the micro strength of asphalt course 655.
5. Stress strain curve of compression test results for asphalt concrete was same with stress strain curve of the porous asphalt using Quarsite Dolomite stone and Buton Natural Asphalt. Void ratio of porous asphalt tested by WU Shao-peng relatively similar to the porous asphalt using Quarsite Dolomite stone and Buton Natural Asphalt, although the compressive strength according to Wu Shao-peng obtained at 3.6 Mpa while the porous asphalt using Quarsite Dolomite stone and Buton Natural Asphalt gained compressive strength of 2.4 Mpa. The unconfined compressive test result of porous asphalt containing Quarsite Dolomite stone showed that the mixture with 4% Buton Natural Asphalt has compressive strength value 2.4 Mpa and void ratio 19.2%, respectively

#### REFERENCES RÉFÉRENCES REFERENCIAS

1. Alex Eduardo Alvarez Lugo, 2009, Improving Mix Design and Construction of Permeable Friction Course Mixtures. Disserttion Departmen of Civil Engineering Texas University.
2. Ali Nur, et.al, Juni 2011. "Experiment Study on Effects of Flood Puddle to Durability of Asphaltic Concrete Containing Refined Butonic Asphalt". The 9<sup>th</sup> Eastern Asia for Transportation Studies Conference, Jeju, South of Korea.
3. Ali Nur, et.al, 2010, "Mechanical Properties of Asphalt Porous Containing Asbuton as Partial Replacement for Petroleum Asphalt Bitumen". 7th International Symposium on Lowland Tehnology, Saga, Japan.
4. Ali Nur, et.al, Desember 2011, "Influence of Sea Water on The Mechanical Properties of Porous Asphalt Containing Liquid Asbuton." The Sixth International Conference on Asia and Pacific Coasts. Hongkong, China.
5. Bing Zhang. 2007. Digital Test of Composite Material Using X-Ray Tomography and Finite Element Stimulation, Dissertation Submitted to the Faculty of Virginia Polytechnic Insitute and State University, Blacksburg, Virginia.
6. Environmental and Engineering Programs Materials Laboratory Pavements Division. 2005. EVERSERIES USER'S GUIDE Pavement Analysis Computer Software and Case Studies, Washington State Department of Transportation
7. Erik Sehlangen, Quantao Liu, Martin Van de Ven, Gerber Van Bochove, Jo Van Montfort, 2011. Evaluation of The Induction Healing Effect of Porous Asphalt Concrete Though Four Point Bending Fatique Test.
8. Fazleem Hanim, Ahmad Kamar and Jazlina Nor Sarif, (2009), Design of porous asphalt mixture to performance related criteria, Proceedings of 13th Conference of the Road Engineering Association of Asia and Australasia (REAAA), 9-07
9. Fenella Margaret Long, 1992. Permanent Deformation of Asphalt Concrete Pavements: A Nonlinear Viscoelastic Approach to Mix Analysys and Design, Engineering Civil and Environmental Engineering, University of California, Berkeley.
10. FirdausChairuddin, et.al. 2013. Experimental Study on Permeable Asphalt Pavement Used Quarsite Dolomite Stone (Quarsite Dolomite) as Course Aggregate for Surface Layer of Road Pavement. Volume 935 Of Advanced Materials Research. ISSN cd: 1022-6680. Conference International Green Building Technology Material (GBTM), Kualalumpur, Malaysia.
11. Firdaus Chairuddin, et.al. 2014. Climate Change Implications for Permeable Asphalt Pavement Used Quarsite Dolomite Stone (Quarsite Dolomite) on

- Multilayer Test. Proceedings of the National Conference of Civil Engineering Graduate (KNPTS) 2014, ISSN: 2407-1021. ITB Bandung, Indonesia.
12. Firdaus Chairuddin, et al. 2014. Compressive Strength of Permeable Asphalt Pavement Using Quarsite Dolomite Stone and Buton Natural Asphalt (BNA) Blend. Prosiding Of 2<sup>nd</sup> International Conference on Civil and Architecture Engineering (ICCAE 2014). ISSN: 1793-8236. Bali, Indonesia.
13. F. Chairuddin, M. W. Tjaronge, M. Ramli and J. Patanduk, Experimental Study on Permeable Asphalt Pavement Used Quarsite Dolomite Stone (Quartzite Dolomite) as Course Agregate for Surface Layer of Road Pavement. ISSN print: 1022-6680. Journal of Advance Material Riset Vol. 935 (2014) pp 255-258. © (2014) Trans Tech Publication, Switzerland. Doi: 10.4028/www.scientific.net/AMR.935.255. Index by Scopus.
14. K. Nishijima, S. Higashi and M. Ikeuchi, (2009), Development of re-paved porous asphalt pavement method for reconstructing existing dense graded asphalt pavement into porous asphalt pavement using the in-place surface recycling method, Proceeding of 13th Conference of the Road Engineering Association of Asia and Australasia (REAAA), pp.5-14
15. Lori Kathryn Schaus, 2007. Porous Asphalt Pavement Design In Proactive Design for Cold Climate Use Thesis Departmen of Eivil Engineering Waterloo University.
16. Meor Othman Hamzah, Mohammad Rosli Mohammad Hasan, Martin Van de Van, 2011. Permeability Loss In Porus Asphalt due to Binder Creep. Journal of Construction and Building Materials.
17. M.O. Hamzah, Z. F, M. Jaafar, F. Ahmad. 2013. Laboratory Simulation Of Porous Asphalt Parking Lot System and Mix Design For Storm Water Management. Journal of Engineering Science and Technology Vol 8. No. 2. Penang, Malaysia.
18. M. Miradi, A.A.A. Moleenar, M.F.C. van de Ven, (2009), Performance modeling of porous asphalt concrete using artificial intelligence, Road Materials and Pavement Design, ICAM 2009, pp.263-280
19. Suryana. A.,. (2003), Inventory on Solid Bitumen Sediment using 'Outcrop Drilling' in Southern Buton region, Buton Regency, Province Southeast Sulawesi, Colloquium on Results Activities of Mineral Resources Inventory - DIM, the TA. 2003, Directorate Mineral Resources Inventory, Bandung (in Indonesian)
20. S.Starodusbsky, I Blechman and M.Livneh, (1994), Stress-strain relationship for asphalt concrete in compression, Material and Structures, Vol.27 pp.474-482
21. Tjaronge M.W, Rita Irmawaty, 2013. Influence of Water Immersion on Physical Properties of Porous Asphalt Containing Liquid Asbuton as Bituminous Binder.
22. Tjaronge M.W, 2012. Effect of Liquid Asbuton as Bituminous Asphalt Binder and CoMpaction Blows on the Porosity and Raveling Resistance of Porous Asphalt. International Symposium on Earth Science and Technology. Bandung, Indonesia.
23. Yang H. Huang, 1996. Pavement Analysis and Design, Person Prentice Hall Pearson Education Inc Upper Saddle River United States of America University of Kentuky, Ingggris
24. Washington State Department of Transportation. 2005. Everseries© User's Guide, Pavement Analysis Computer Software and Case Studies, Environmental and Engineering Programs Material Laboratory – Pavements Division.
25. Wu Shao-peng, LIU Gang, MO Lian-Tong, CHEN Zheng, YE Qun-shan. 2006. Effect of fiber types on relevant properties of porous asphalt, Trans Nonferrous Met, Soc. China.
26. William G. Davids, Ph.D., P.E. 2009. EverStressFE 1.01.0 Software for 3D Finite-Element Analysis of Flexible Pavement Structures: Summary of Features and Capabilities, Research Structural Engineer, University of Maine AEWAC Advanced Structures and Composites Center.
27. WU Shao-peng, LIU Gang, MO Lian-Tong, CHEN Zheng, YE Qun-Shan, Effect of Fiber types on Relevant Properties of Porous Asphalt Transaction of Nonferrous Metals Society of China 16(2006) s791-s795
28. Zhiwang zhang, Boonchai Sangpetngam, Thomas Grant. 2002. Implementation of SHRPP INDIRECT Tension Tester to Mitigate Cracking in Asphalt Pavement and Overlays. Research Center Florida Department of Transportation, University of Florida.