



GLOBAL JOURNAL OF RESEARCHES IN ENGINEERING: E  
CIVIL AND STRUCTURAL ENGINEERING  
Volume 22 Issue 1 Version 1.0 Year 2022  
Type: Double Blind Peer Reviewed International Research Journal  
Publisher: Global Journals  
Online ISSN: 2249-4596 & Print ISSN: 0975-5861

# Durability Evaluation of Normal and High Performance Concrete

By Arpan Sharma, Parikshit Thakur, Rajneesh Vashisht & Abhilash Shukla

*Jaypee University of Information Technology*

**Abstract-** Classification of concrete is often most feasible means for measuring the durability and has become progressively over the past 20 years. The present study is focused on the capability of concrete to improve its durability when the concrete is subjected to the highly aggressive environments. Existing concrete in cold or coastal regions are affected by chloride penetration under the freeze-thaw cycles. This collective deterioration process quickens the damage advancement of concrete and reduces the service life of the structures. In real life the structure may face numerous deterioration contrivances due to environmental factors surrounded by the concrete. A variety of laboratory test method were used for the determination of durability, which provide number of results, such as rapid chloride penetration value, electrical conductivity, water absorption rate in concrete. For evaluating the durability of concrete, to a single contrivance of deterioration, the techniques were economical and appropriate. For determining the durability of concrete the Ordinary Portland Cement was used.

**Keywords:** *ordinary portland cement, high performance concrete, electrical conductivity, compressive strength.*

**GJRE-E Classification:** *DDC Code: 624.1834 LCC Code: TA683.2*



*Strictly as per the compliance and regulations of:*



© 2022. Arpan Sharma, Parikshit Thakur, Rajneesh Vashisht & Abhilash Shukla. This research/review article is distributed under the terms of the Attribution-NonCommercial-NoDerivatives 4.0 International (CC BYNCND 4.0). You must give appropriate credit to authors and reference this article if parts of the article are reproduced in any manner. Applicable licensing terms are at <https://creativecommons.org/licenses/by-nc-nd/4.0/>.

# Durability Evaluation of Normal and High Performance Concrete

Arpan Sharma <sup>α</sup>, Parikshit Thakur <sup>σ</sup>, Rajneesh Vashisht <sup>ρ</sup> & Abhilash Shukla <sup>ω</sup>

**Abstract-** Classification of concrete is often most feasible means for measuring the durability and has become progressively over the past 20 years. The present study is focused on the capability of concrete to improve its durability when the concrete is subjected to the highly aggressive environments. Existing concrete in cold or coastal regions are affected by chloride penetration under the freeze-thaw cycles. This collective deterioration process quickens the damage advancement of concrete and reduces the service life of the structures. In real life the structure may face numerous deterioration contrivances due to environmental factors surrounded by the concrete. A variety of laboratory test method were used for the determination of durability, which provide number of results, such as rapid chloride penetration value, electrical conductivity, water absorption rate in concrete. For evaluating the durability of concrete, to a single contrivance of deterioration, the techniques were economical and appropriate. For determining the durability of concrete the Ordinary Portland Cement was used. Two different concrete were tested: one the M30 grade of concrete and one M60 grade of concrete, to show the influence of water/cement ratio on durability of concrete. A total of 12 specimens were prepared and were tested for the compressive strength after 7, 14, and 28 days. Based on the results, it was observed that there was a drop of strength after the specimens were put exposed to solution curing.

**Keywords:** ordinary portland cement, high performance concrete, electrical conductivity, compressive strength.

## I. INTRODUCTION

Concrete was once thought to be an extremely long lasting that required no maintenance. The assumption is largely true, except when it is subjected to highly aggressive environments [1]. Concrete is a multipurpose and generally used in the construction material in the world. There are different limits for the design of concrete. One of the important parameters in the design of concrete is durability. To increase the service life of structure, not only strength is required but durability parameter is also important [1]. Durability of the concrete is defined as ability of the concrete to repel the weathering action, chemical attack, abrasion or any other process of deterioration. Durability

is either through the concrete system like binder type, mixing, transportation, aggregates, admixtures, curing, and temperature at the time of curing, or through the assertiveness of the environment like abrasion, leaching, expansion, erosion, cavitation etc. [1]. Most commonly durability of concrete is affected by sulphate attack, chloride attack, carbonation, ASR reaction, freezing and thawing damage. Durability of concrete is fundamentally related to permeability [1].

In real environment concrete structures are exposed to numerous environmental factors acting in a shared and certainly synergistically physical and chemical manner to quicken the destruction procedure, so it is significant to study the chloride resistance of concrete to acquire satisfactory information on concrete durability [1]. The concentration of the hydroxyl ion inside the concrete is largely measured by the concentration of sodium and potassium. The mechanism of expansion of alkali silica reaction can be explained by absorption theory or osmotic pressure theory. In absorption theory, the reticence of pore water and bulge of the alkali silica gel causes expansion, whereas in osmotic pressure theory, there is an inward diffusion of  $\text{OH}^-$ ,  $\text{Na}^+$ ,  $\text{K}^+$  and  $\text{Ca}^{2+}$  from the pores to aggregate surface. The ratio of the  $\text{Ca}^{2+}$  to the alkali present controls the expansive nature of the concrete [2]. The concrete can be protected against the alkali silica reaction by the use of stumpy alkali content (less than 0.6%), use of chemical admixtures, use of mineral admixtures such as silica fumes, or by applying coatings or water proofing agents. The use of high reactivity metakaolin has the prospective to improve the durability [2]. If the concrete remains frozen, then there will not much problem occurs, but if the cycles of the freezing and thawing repeat again and again, then there will be the existence of deterioration. The internal stress is produced in the concrete, due to the pore solution inside concrete freezes into ice through freezing-thawing process. When the stress is more than that of the strength of concrete, there will be the incidence of the micro-cracks, which will result in interconnecting the flow channels, owing to which there will be more chloride penetration, which result in decrease of durability [2].

Due to antagonistic marine acquaintance environment and wide use de-icing salts, corrosion in the reinforced concrete structure due to the chloride persuaded is most common cause of degradation [3]. In concrete, chlorides can chemically bound with

**Author  $\alpha$   $\sigma$ :** B. Tech, Department of Civil Engineering Jaypee University of Information Technology, Wagnaghat, Solan, Himachal Pradesh, India. e-mail: arpansharma.ishu@gmail.com

**Author  $\rho$ :** M. Tech, Department of Civil Engineering Jaypee University of Information Technology, Wagnaghat, Solan, Himachal Pradesh, India.

**Author  $\omega$ :** Assistant Professor, Department of Civil Engineering Jaypee University of Information Technology, Wagnaghat, Solan, Himachal Pradesh, India.

cement C<sub>3</sub>A or C<sub>4</sub>AF phases [3]. The degree of diffusion of Cl<sup>-</sup> ions in concrete increases with increase in temperature [3]. The most unfavourable environment situation for the reinforced concrete is drying and wetting cycles [3]. In carbonation, there is a chemical reaction between portlandite (which is present in hydrated cement) and CO<sub>2</sub>. Relative humidity, the concentration of CO<sub>2</sub>, penetration pressure and the temperature of the environment where concrete is placed, are the factors on which the degree of carbonation rest on [4]. When using the normal PC, the degree of carbonation is lower [5]. The durability can be increased by using pozzalans material such as fly ash, as it reduces the calcium hydroxide of the cement matrix [6]. Sulphate solution and sulphuric acid solution are both harmful to durability part of concrete. The parameters to which the resistance of concrete to chemical attack depends are, the capability to neutralize the chemical solution, the passivation by the deposition of responded products and the pore structure characteristics [6]. The permeability of concrete is resolved by the pore structure. The corrosion rate can be accelerated, when there is crack present in the concrete because of the decay causing factors can pass past the crack [7]. The protection against the sulphate attack can be done by use of C<sub>3</sub>A, as it will reduce the formation of CH. Low w/c ratio can also reduce the sulphate attack. Use of blended cement and high alumina cement can also reduce the sulphate attack in concrete. The presence of crack in the concrete, significantly influence the durability of reinforced concrete structure [7]. In ASR, there is a reaction between alkali (Na<sup>+</sup>, K<sup>+</sup>), reactive silica and moisture, which results in the formation of alkali-silica reaction gel which expands which results in concrete cracking. Various forms of reactive silica are opal, silica glass, chalcedony, tridymite crystallite and quartz. The use of larger size water glass as an auxiliary of coarse aggregate in concretes have been stated to facilitate the ASR [8]. In relations of the cement conformation, the main compound concerning the sulphate resistance of the cement is C<sub>3</sub>A [9]. The sulphate resistance of the low C<sub>3</sub>A Portland's cements is largely pretentious by the CH out from the silicates [9]. Carbonates addition have no substantial consequence on sulphate resistance, excluding C<sub>3</sub>A dilution, when enormous filler substitutes are used in type 1 Portland cement [9]. The chloride penetration test is appropriate for the assessment of materials and material extents for design resolutions and research and development. For the aggregates in concrete that respond leisurely or produce enlargement late in the reaction, the accelerated mortar bar test is suitable. To assessment the chloride penetration into the cementitious combinations which are in saturated state is done by deceptive chloride diffusion coefficient. The concrete mix proportions, the occurrence of chemical admixtures and additional cementitious material, the

kind and period of curing, the point of hydration, the entrained air content are roughly the issues on which the water absorption of the concrete rest on. The freezing-thawing can cause failures like paste failure, aggregate failure (D cracking, pop out) etc. To quicken the chloride ions through the concrete as the diffusion coefficients experiments were time overwhelming, the test set up of the migration test was useful [10]. Also for determine the diffusion coefficients values; the steady state migration test is effective way, as chloride binding just primes to an increase in time lag [10].

## II. EXPERIMENTAL PROGRAM

### a) Materials

All the chemicals and reagents used in the present study were of analytical grade. The cement used was Ordinary Portland Cement (OPC 43) conforming to IS: 8112 – 1989 (ACC Limited, India). A Super Plasticizer "High Range Water Reducing Agent" of Fosrec were procured which is used for the preparation of concrete and testing of concrete.

### b) Methodology

The following flow chart represents the different stages:




Figure 1: Flow Chart of Plan of this study

### i. Physical Properties of Cement

Hydraulic Cement required to satisfy its physical properties up to its permissible limit. Hydraulic cement tests were performed to obtained the Physical characteristics of Cement used in the present study. To get the consistency and initial & final setting time of cement Vicat's apparatus used, the plunger penetration gave consistency and initial setting time for cement while the needle impression gave the final setting time of cement. The consistency helps us to find the water requirement for complete hydration of cement. Initial and Final setting time used to elaborate the setting times of cement when it starts to set till its hardening. Le-Chatelier apparatus used to obtained the soundness of the cement which is affected by the presence of free lime. The cement must be fine enough to pass the 90-micron sieve. The specific gravity of cement and all

cementitious materials were find out by using Le-Chatelier’s bottle. The specific gravity of fine aggregate obtained by using fineness modulus of sand was also done to determine the zone of sand while density bucket used for measure the specific gravity of coarse aggregates. The specific gravity of fine and coarse aggregates along with the cement specific gravity helps us to design the concrete mix. The proportion of mix design for M30 and M60 grade of concrete is shown in Table 1 and Table 2.

Table 1: M30 grade of concrete mix design

Sr. No.	Material	Quantity (kg/m <sup>3</sup> )
1.	Cement	413
2.	Water	186
3.	Coarse Aggregate	1186.688
4.	Fine Aggregate	674.804

Table 2: M60 grade of concrete mix design

Sr. No.	Material	Quantity (kg/m <sup>3</sup> )
1.	Cement	500
2.	Water	165.8
3.	Coarse Aggregate	1072.3
4.	Fine Aggregate	660.21
5.	Micro Silica	35
6.	HRWR	0.0096

ii. Sulfate Attack

The 3 set of concrete cubes of 150 X 150 X 150 mm were casted by manual mixing in the laboratory for M30 and M60 grade of concrete. The cubes were in 2% Na<sub>2</sub>SO<sub>4</sub> solution for curing at room temperature. Cubes were tested for compressive strength after 7, 14, & 28 days of curing in solution and tested in compression testing machine.

iii. Chloride Attack

The set of 3 concrete cubes of 150 X 150 X 150 mm and 100 X 50mm were casted by the manual mixing in the laboratory for M30 and M60 grade of concrete. The cubes were kept in 3% NaCl solution for curing at room temperature. The cubes were tested for the compressive strength after 7, 14, & 28 days of curing in chloride solution and testing in compression testing machine at respective days. And for the electrical conductivity, the test specimen of size 100 X 50mm for M30 and M60 grade of concrete; were also placed in 3% NaCl solution and reading were recorded with electric conductivity meter. For the Rapid Chloride Penetration Test, the test specimen was of size 100 X 50mm for M30 and M60 grade of concrete and negative cell was filled with 3.0% NaCl solution and positive side of the cell was filled with 0.3 N NaOH (Sodium Hydroxide) solution and power was set at 60V and Power was applied for 6 hours and recordings were recorded at an interval of 30 minutes from which total charge was calculated.

$$Q = 900 (I_0 + 2I_{30} + 2I_{60} + \dots + 2I_{330} + I_{360})$$

where:

Q = charge passed (C).

I<sub>0</sub> = current (A) immediately after voltage is given.

I<sub>t</sub> = current (A) at t min after voltage is given.

iv. Acid Attack Test

The 3 set of concrete cubes of 150 X 150 X 150 mm were casted by manual mixing in the laboratory for M30 and M60 grade of concrete. The cubes were kept in respective solutions of 5% H<sub>2</sub>SO<sub>4</sub>, 5% HCL & in solution of 100% H<sub>2</sub>O for curing, at room temperature. Cubes were tested for compressive strength after 28 days of curing, tested in compressive testing machine.

v. Sorptivity Test

It is the test method used to govern the rate of absorption of water by hydraulic cement concretes. It is measured as increase in mass of specimen resulting from the absorption of water, when alternate side is exposed to water. The test for determining the absorption rate follows ASTM C 1585 - 13. The test specimen was 100 mm diameter and with a length of 50 mm. The test specimen should be placed in a sealable container and store the container at 23°C. for at least 15 days. Then remove the specimen from the container after 15 days and record the initial mass of the specimen. Epoxy paint was used for sealing the specimen. And then record the mass of sealed specimen. Then, place the support on the pan and fill with water till it rises up to 1-3 mm, above the top of support device. Then place the test specimen on the supported material and immediately start the timing device. The mass of the specimen was recorded at interval of 60 secs, 5 min, 10 min, 20 min, 30 min, 60 min and every hour up to 6 hr. The absorption rate is calculated by the formula:

$$I = m / (a \times d)$$

Where;

I = absorption

m = the change in mass of specimen in time t.

a = the specimen exposed area in mm<sup>2</sup>

d = density of water in g/mm<sup>3</sup>

vi. Water Absorption Test

A 100 X 50 mm cylinder were oven dried at 110°C for 24 hours. And weighed as W<sub>1</sub>; after 24 hours oven drying the samples were placed in warm water of about 80°C for 3.5 hours. The samples were then weigh after surface drying as W<sub>2</sub>. The calculation of water absorption was made by following equation;

$$\text{Water absorption \%age} = (W_2 - W_1) / W_1 \times 100\%$$

Where;

W<sub>1</sub> = Weight of oven dried core sample.

W<sub>2</sub> = Weight of saturated core sample.

### III. RESULTS AND DISCUSSION

#### a) Sulfate Attack

The loss in compressive strength for M30 is 0.45% and for M60 is 1.113%. The comparative graphical representation between sulfate curing and tap water curing of M30 grade of concrete is shown in Figure 2 and similarly of M60 grade of concrete is shown in Figure 3.

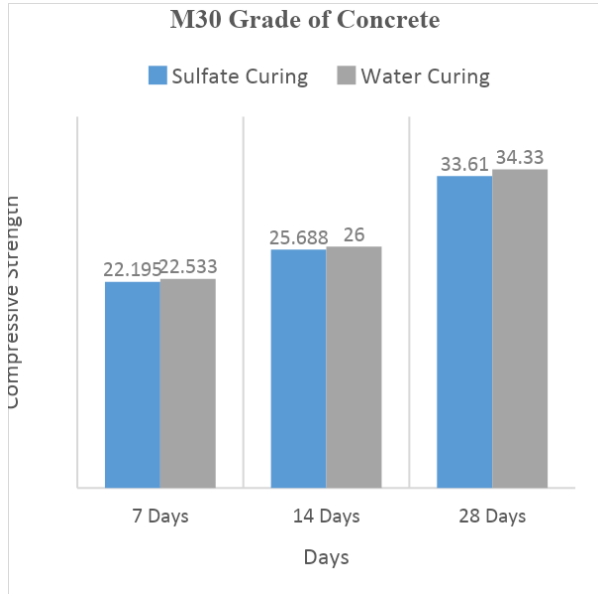


Figure 2: Comparison of Compressive Strength for M30

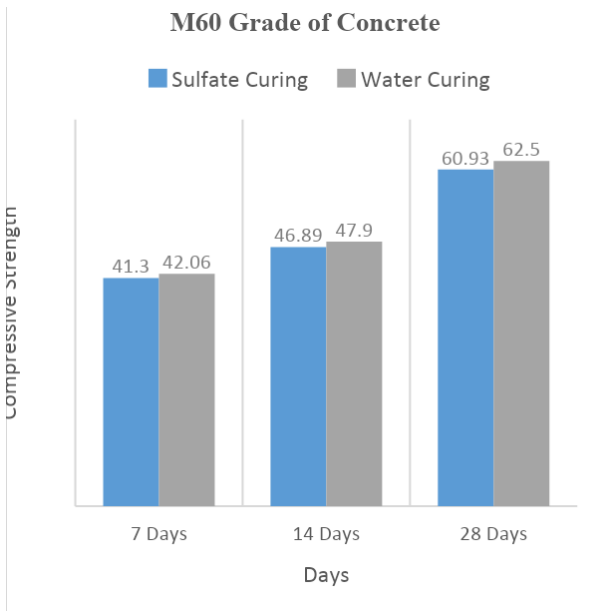


Figure 3: Comparison of Compressive Strength for M60

#### b) Chloride Attack

The change in compressive strength was compared to the standard samples were 0.567% for M30 and 1.078% for M60. The comparative graphical representation between chloride solution curing and tap water curing of M30 grade of concrete is shown in

Figure 4, And similarly of M60 grade of concrete is shown in Figure 5.

**Electric Conductivity:** The electric conductivity of concrete samples of M30 and M60 shown in the Table.1. It was observed that the electric conductivity of M30 and M60 concrete core was 24.2 Mhos/cm and 21.0 Mhos/cm for 60 minutes respectively.

Table 3: Electric Conductivity for M30 and M60

Sample ↓ / Time →	Electric Conductivity (Mhos/cm)			
	0 Min	15 Mins	10 Mins	60 Mins
Distilled Water	0.04	0.04	0.05	0.05
3%NaCl Solution	21.2	21.1	21.2	21.2
M30 in 3%NaCL	21.3	21.3	23.0	24.2
M60 in 3%NaCL	20.1	20.8	21.0	21.0

**Rapid Chloride Penetration Test:** It was observed that the M30 grade of concrete has moderate Chloride ion penetration as the electric charge passed through the concrete sample were in between 2000 to 4000 which is moderate penetration and for M60 grade of concrete the Chloride ion penetration recorded was low penetration as the charge pass through the sample was in between 1000 to 2000. The Rapid chloride penetration test results are shown in Table.2.

Table 4: Chloride ion penetration for M30 and M60

Specimen	Electrical Charge in coulomb	Chloride ion Penetration
M30	2250	Moderate
	2560	Moderate
	3200	Moderate
M60	1905	Low
	1890	Low
	1950	Low

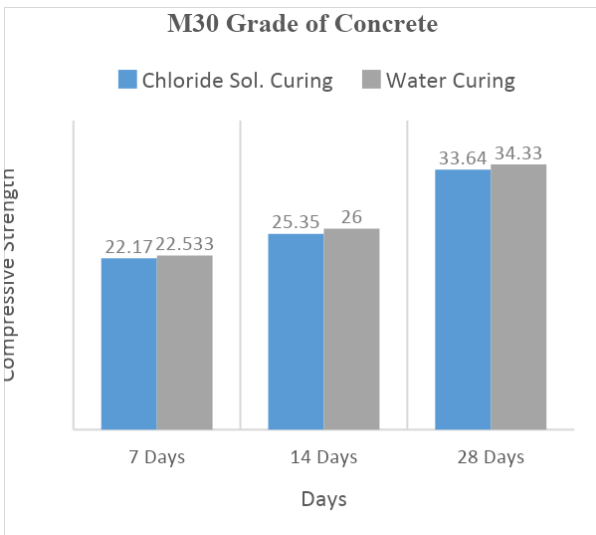


Figure 4: Comparison of Compressive Strength for M30

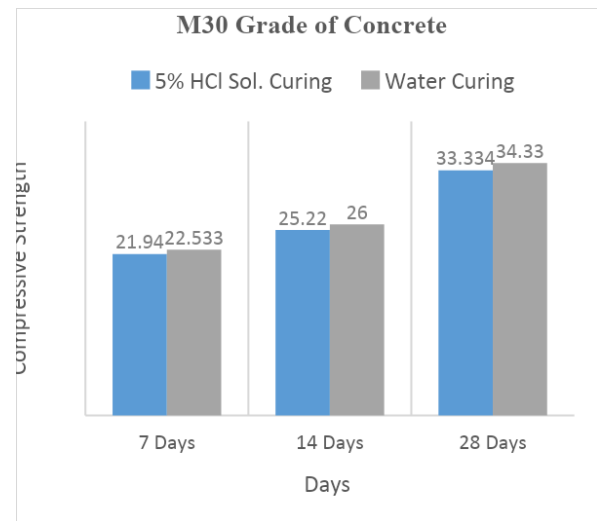


Figure 6: Comparison of Compressive Strength for M30

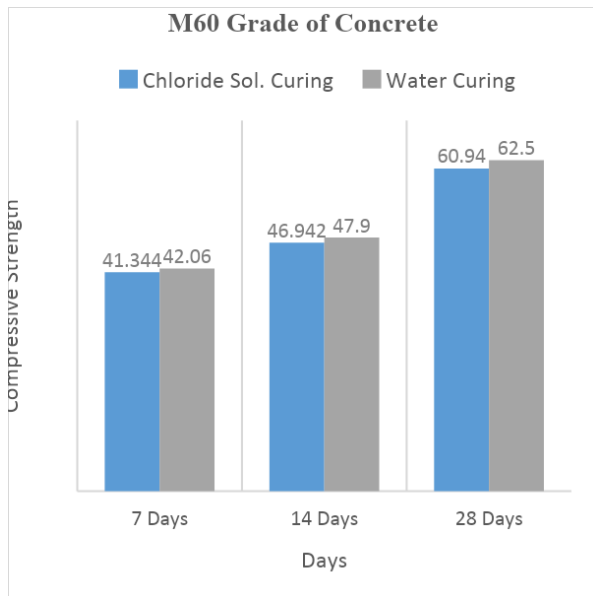


Figure 5: Comparison of Compressive Strength for M60

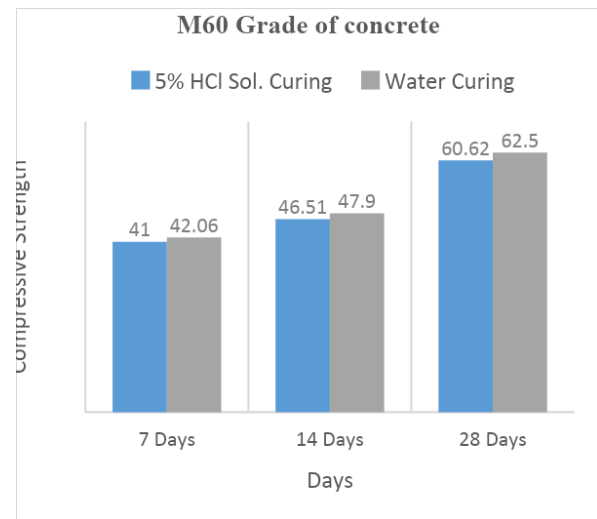


Figure 7: Comparison of Compressive Strength for M60

c) Acid Attack

The effect of acid attack measured by the reduction in compressive strength w.r.t., controlled samples is shown in the graph for M30 and M60 respectively. The comparative graphical representation between 5% HCl solution curing and tap water curing of M30 grade of concrete is shown in Figure 6, And M60 grade of concrete is shown in Figure 7. Similarly, the comparative graphical representation between 5% H<sub>2</sub>SO<sub>4</sub> solution curing and tap water curing of M30 grade of concrete is shown in Figure 8, And M60 grade of concrete is shown in Figure 9.

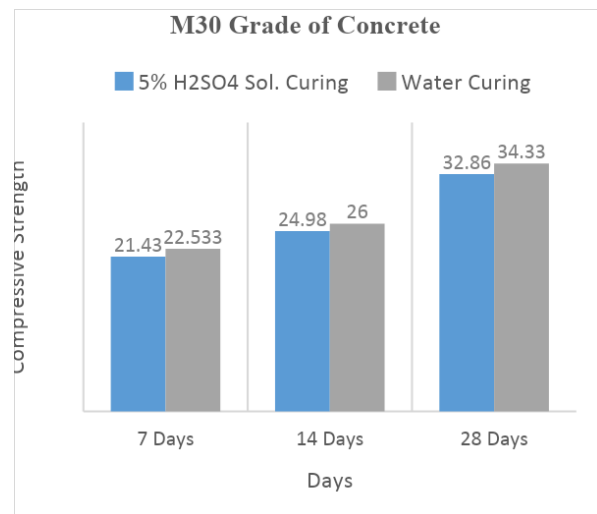


Figure 8: Comparison of Compressive Strength for M30

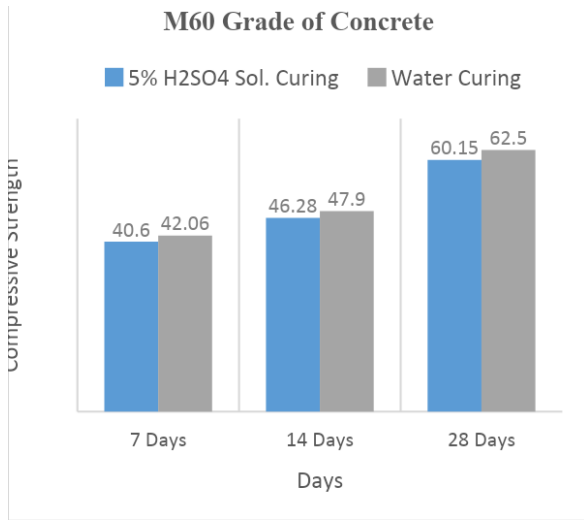


Figure 9: Comparison of Compressive Strength for M60

Therefore, it was observed that there was drop in the compressive strength when the samples were cured in the 5% HCl solution and 5% H<sub>2</sub>SO<sub>4</sub> solution after 7, 14, and 28 days both for M30 and M60 Grade of concrete.

d) Sorptivity Test

The maximum absorption in M30 grade of concrete found 0.197352 mm after 8 days' immersion of 100X50 mm core in water. While the maximum absorption in M60 grade of concrete found 0.162974 mm after 8 days of immersion of M60 grade concrete sample. The data for different time duration is shown in the graphical representation as shown in figure.10 And figure.11 respectively for M30 and M60 Grade of concrete.

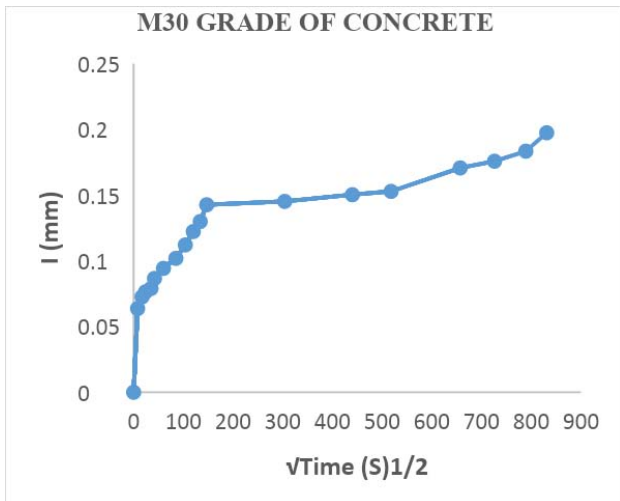


Figure 10: The absorption in M30 Grade of Concrete

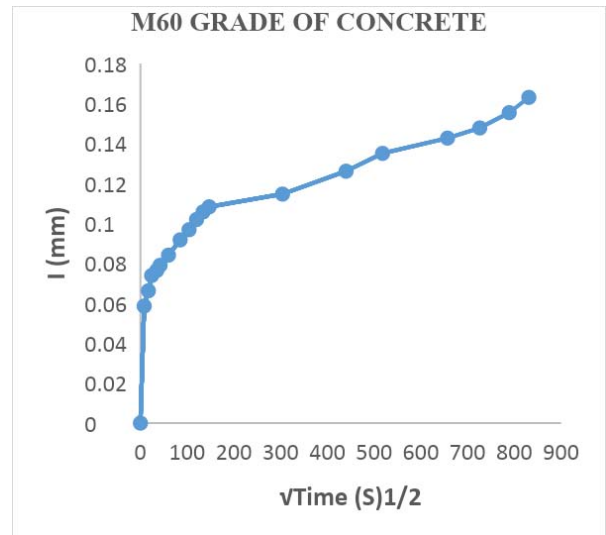


Figure 11: The absorption in M60 Grade of Concrete

e) Water Absorption Test

The test performed and the results are shown in Table.3. It was found that the average percentage water absorption for M30 grade of Concrete is 1.833% while for M60 grade is 1.3% of average percentage of water absorption recorded.

Table 5: Water absorption for M30 and M60

Specimen	Oven Dried Weight (W1) Kg	Saturated Weight (W2) Kg	Difference in Weight (W2-W1) Kg	Water Absorption %age
M30	0.727	0.907	.18	1.8
	0.735	0.925	.19	1.9
	0.736	0.916	.18	1.8
M60	0.614	0.744	.13	1.3
	0.630	0.770	.14	1.4
	0.652	0.772	.12	1.2

IV. CONCLUSIONS

The sulfate attack, the chloride attack, the acid attack, and the water absorption of M30 and M60 grade of concrete was investigated in this study. The following conclusions can be drawn on the basis of experimental results:

1. Concrete exposed to the sulfate solution shows the loss in compressive strength for M30 is 0.45% and for M60 is 1.113%.
2. Concrete exposed to chloride solution shows the loss in compressive strength for M30 is 0.567% and for M60 is 1.078%. The electric conductivity of M30 and M60 concrete core was 24.2 Mhos/cm and 21 Mhos/cm for 60 minutes respectively. the M30 grade of concrete has moderate Chloride ion penetration as the electric charge passed through the concrete sample were in between 2000 to 4000 which is moderate penetration and for M60 grade of

concrete the Chloride ion penetration recorded was low penetration as the charge pass through the sample was in between 1000 to 2000.

3. Concrete exposed to acid solution, it was observed that the strength reduction in 5% HCl solution for M30 Grade of concrete is 0.78% and for M60 grade of concrete is 1.44%. While the reduction in compressive strength for 5% H<sub>2</sub>SO<sub>4</sub> immersed samples of M30 and M60 grade of concrete were found 1.197% and 1.81% respectively.
4. The maximum absorption in M30 grade of concrete found 0.197352 mm after 8 days' immersion core in water. While the maximum absorption in M60 grade of concrete found 0.162974 mm after 8 days of immersion concrete sample.
5. It was found that the average percentage water absorption for M30 grade of concrete was 1.833% while for M60 grade of concrete was 1.3% of average percentage of water absorption recorded.
9. Gonzalez, M., Irassar, E., 1998. Effect of limestone filler on the sulphate resistance of low C<sub>3</sub>A Portland cement. *Cement and Concrete Research*. 28, 1655-1667.
10. Truc, O., Ollivier, J., Carcasses, M., 2000. A new way of determining the chloride diffusion coefficient in concrete from steady state migration test. *Cement and Concrete Research*. 30, 217-226.
11. IS: 10262, 2009. Indian Standard Code of Concrete mix proportioning – Guidelines. Bureau of Indian Standards, New Delhi, India.
12. IS: 4031, 1988 (Part 4). Indian Standard Code of Method of Physical Tests for Hydraulic Cement. Bureau of Indian Standards, New Delhi, India.
13. IS: 2720, 1980 (Part 3). Indian Standard Code of Method of Tests for Soil. Bureau of Indian Standards, New Delhi, India.
14. IS: 2386, 1963 (Part 3). Indian Standard Code of Methods of Tests for Aggregates for Concrete. Bureau of Indian Standards, New Delhi, India.

### ACKNOWLEDGEMENT

Authors would like to acknowledge Jaypee University of Information Technology, Waknaghat, Solan, for providing funds, essential facilities, and environment for research.

### REFERENCES RÉFÉRENCES REFERENCIAS

1. M.S. Shetty, Concrete Technology, Revised Edition, S. Chand, New Delhi, India, 2006, 349-419.
2. A.M. Neville, J.J. Brooks, Concrete Technology, Second Edition, Pearson, Harlow, England, 2010.
3. Wang, D., Zhou, X., Fu, B., Zhang, L., 2018. Chloride ion penetration resistance of concrete containing fly ash and silica fume against combined freezing-thawing and chloride attack. *Construction and Building Materials*. 169, 740-747.
4. McCarter, W., Starrs, G., Chrisp, T., 2000. Electrical Conductivity, diffusion, and permeability of Portland cement-based mortars. *Cement and Concrete Research*. 30, 1395-1400.
5. Atis, Cengiz., 2003. Accelerated carbonation and testing of concrete made with fly ash. *Construction and Building Materials*. 17, 147-152.
6. Chindaprasirt, P., Homwuttivong, S., Sirivivatnanon, V., 2004. Influence of fly ash fineness on strength, drying shrinkage and sulphate resistance of blended cement mortar. *Cement and Concrete Research*. 34, 1087-1092.
7. Djerbi, A., Bonnet, A., Khelidj, A., Baroghel-bouny, V., 2008. Influence of traversing crack on chloride diffusion into concrete. *Cement and Concrete Research*. 38, 877-883.
8. IS: 383, 1970. Indian Standard Code of Specification for Coarse and Fine Aggregates from Natural Sources for Concrete. Bureau of Indian Standards, New Delhi, India.